

LCFF Oversight Hearing

Panel Issue 3: Achieving Equity LCFF Supplemental Grant Design & Outcomes



**Preschool and Child
Development Program**

Quality education and opportunity for all students to
succeed.



La Mirada Elementary

Home of the Eagles



**Ocean View Hills
Elementary**

Home of the Dolphin Pride



Smythe Elementary

Home of The Mighty Dragons



Sunset Elementary

Home of The Mighty Lions



Willow School

Home of The Roadrunners



San Ysidro Middle School


Home of The Vikings



Vista Del Mar Middle

Home of The Sharks

Gina Potter, Ed.D., Superintendent
San Ysidro School District




Assembly Education & Budget Committees
LCFF Oversight Hearing

October 17, 2024

Superintendent - Dr. Gina Acosta Potter

ccee

California Collaborative
for Educational Excellence



association of california
school administrators

**CCEE Advisory
Council Member**

California Collaborative for
Educational Excellence
Since 2022
Alternate since 2019


Superintendent

San Ysidro School District
Since 2018

**State Vice President Legislative Action,
Former Chair Legislative Policy
Committee, & Former President
Business Services Council
ACSA Leadership Roles Since 2004**

Our Amazing STUDENTS...

- ❖ Most southern school district in CA, adjacent to the San Ysidro Port of Entry within the San Diego County
- ❖ Culturally Vibrant Community
- ❖ Preschool through 8th Grade
 - **3 Preschools**
 - **5 Elementary Schools**
 - **2 Middle Schools**



Students	#
All Students	4,204
English Learners <i>(18 Languages)</i>	2,077 (57%)
Foster Youth	14 (.01%)
Unhoused <i>(Active & Inactive)</i>	966 (24%)
Socioeconomically Disadvantaged	3 107 (75%)
Students with Disabilities	638 (14%)

Source: As of CBEDS October 4, 2023

Great Recession Recovery Leads to the Local Control Funding Formula

Great Recession Reduced Prop 98 by Approx 30%	Historical School Finance Reform - LCFF	LCFF Implementation: Slow Recovery of Prop 98 Pre -Recession	<u>EdSource</u> <u>CA's School Finance Ratings</u> (Jan 4, 2023)
<ul style="list-style-type: none"> ❖ 2007-12: Annual Education Budget Cuts □ Revenue Limit Deficit Factor of 22% @ height of the recession □ Deferrals of approx 40% of cash between fiscal years 	<ul style="list-style-type: none"> □ State Task Force - Input regarding the LCFF & LCAP (2011-2013) □ From Revenue Limits to Base Grant □ 40+ Categorical Programs to Supplemental/Concentration Grants □ LCFF began 2013-14 □ LCAP began 2014-15 	<ul style="list-style-type: none"> □ 6 years to fund Education @ Pre-Great Recession levels (2018-19 returned to 2006-07 levels adjusted for inflation) □ Original plan to fund LCFF in 8 years □ Recovery funding was NOT an Adequacy funding model □ LCFF is much better education funding formula for equity 	<ul style="list-style-type: none"> □ <u>Education Law Center: Making the Grade rankings</u> □ B for Equity: Ranked 9th most equitable state □ CA 5th largest economy in world; fall near the bottom in K-12 spending in relation to CA's total wealth □ CA ranked 25th in the US for Education Funding Per Student/ADA (NEA 2022-23)

District Supplemental/ Concentration School Programs

<p>Dual Language Program</p> <ul style="list-style-type: none"> ❖ CSBA Golden Bell Award 2024: ELL Rapid Reclassification Program 	<p>Science Physical Education Program</p> <ul style="list-style-type: none"> <input type="checkbox"/> Project Lead the Way National Award <input type="checkbox"/> Classrooms of the Future Awards
<p>Social Emotional Well -Being and Mental Health Services</p> <ul style="list-style-type: none"> <input type="checkbox"/> Recognized by & partnered with the District Attorney's Office <input type="checkbox"/> Psychologists & Social Workers <input type="checkbox"/> Second Step Social Emotional Curriculum 	<p>School Attendance and Student Support: Outreach Consultants & Homeless Liaison</p> <ul style="list-style-type: none"> <input type="checkbox"/> Reduced Chronic Absenteeism at 6/7 schools by 22%-53% <input type="checkbox"/> Two schools with 94% Attendance & low chronic absenteeism <input type="checkbox"/> Homeless Liaison for almost 20 years - established ecosystem of support with over 40 community partners
<p>Campus Aides and Campus Security</p> <ul style="list-style-type: none"> <input type="checkbox"/> Student Safety 	<p>Academic Field Trips for all TK - 8 Students</p> <ul style="list-style-type: none"> <input type="checkbox"/> Aligned to curriculum content standards
<p>Special Education Supplemental Services and Additional Classroom Support</p>	<p>Certificated Professional Development Days</p> <ul style="list-style-type: none"> <input type="checkbox"/> ELL Instruction (ex. GLAD) <input type="checkbox"/> Instructional Design: Differentiated Instruction <input type="checkbox"/> Adopted Curriculum Across Subject Levels <input type="checkbox"/> Special Education <input type="checkbox"/> Restorative Justice Practices, MTSS, & PBIS <input type="checkbox"/> & More
<p>Academic and Social Emotional Programs & Administrative Support</p>	
<p>Safety and Cleanliness of School Facilities: Custodial and Maintenance Services</p>	

LCFF Supplemental/ Concentration Reflections

SUCCESSSES

- ❖ **Designed a ELL Rapid Reclassification Program**
 - 22% reclassification rate outpacing CA!
 - Won CSBA Golden Bell Award 2024
 - RFEPs outpacing English only students academically
- **Created Nationally Recognized Sci/Phy Program**
 - Won national Project Lead the Way Award
 - Recognized by Classrooms of the Future
- **Increased Attendance & Reduced Chronic Absenteeism**
 - 6/7 schools reduced chronic absenteeism by 22% - 53%
- **Homeless Liaison**
 - Established ecosystem of support with over 40 community partners for students & families
 - Secured Promise Neighborhoods federal grant & California Community Schools Grant

NEEDS

- **Fund Education in Top 10 States**
 - Top 10 States: \$18,000 - \$24,000
- **Additional Homeless/Foster Youth Funding**
 - McKinney Vento federal funds only provide approx \$80/student
- **Increased Special Education Funding**
 - Total cost of Special Education Program = \$13M
 - Current general fund contribution = \$8.7M (67%)
- **Increased Base Grant Funding**
 - TK-3rd: \$11,000 w/ GSA
 - 4th-8th: \$10,177 - \$10,478
 - 9th-12th: \$12,460 w/ GSA
 - Supplemental: Approx \$2,200
 - Concentration: High of \$3,000 @ 100% UPC
- **Utilize Alternative Methods of Calculating Poverty Rate for CNS & UPC than F/R Meal Application**



Muchas Gracias y Preguntas?



Superintendent Dr. Gina Acosta Potter
(619) 889 - 0015
gina.potter@sysdschools.org

