

Mental Health Services Act Transparency Suite

The Mental Health Services Oversight and Accountability Commission has developed a suite of transparency applications that will allow the public to easily access information about mental health services finances, programs and outcomes. The transparency suite will include an overview page and three web applications the public can access on the Commission's website to become more informed about mental health.

Attached are screenshots for these four tools:

- **MHSA Transparency Dashboard:** The MHSA Transparency Suite Dashboard provides high-level statistics on key indicators on each county as well as mental health services expenditures, programs and outcomes. The Dashboard also provides links to the Fiscal Reporting Tool, Programs Reporting Tool and the Program Outcome Tool. **The MHSOAC anticipates launching this application in the 4th quarter of FY 2018-19.**
- **The Fiscal Reporting Tool:** County mental health departments receive \$8 billion annually to support public mental health services. The Fiscal Reporting Tool tracks county revenues, expenditures and unspent funds on MHSA programs. Currently the tool displays information only on MHSA programming. Future expansions include providing data on all mental health funding. **The tool is available on the MHSOAC website at <http://mhsaac.ca.gov/fiscal-reporting>.**
- **The Programs Reporting Tool:** Counties fund more than 2,000 MHSA programs annually. The Program Reporting Tool allows users to search MHSA authorized programs by keyword and to filter by fiscal year, county, MHSA component and target population; view a program profile; and compare up to three programs side by side. The tool will display information on MHSA-funded programs, with the expectation it will expand to include all mental health programs. **The MHSOAC anticipates launching this application in the 4th quarter of FY 2018-19.**
- **The Program Outcomes Tool:** The goal of MHSA is to drive transformational change in public health services to improve outcomes for consumers and their families. The Program Outcomes Tool displays statistical information on county Full-Service Partnerships, the largest funded MHSA program type. Future goals include linking FSP clients to programs, linking data for all MHSA-funded programs and displaying outcomes for all mental health programs. **The MHSOAC anticipates launching this application in the 4th quarter of FY 2018-19.**

MHSA Transparency Dashboard



MHSA Transparency Dashboard

This interactive site is your gateway to explore the MHSOAC Transparency Tool Suite. Discover how counties are spending their MHSA dollars with the Fiscal Transparency Tool. Search and compare both planned and retrospective MHSA programs with the MHSOAC Program Tool. Learn more about MHSA's largest funded program type with the Full Service Partnership Dashboard. Click on each card below to explore what our tools have to offer.

Statewide

FY 2016-17



39,809,693
People

34.07% in Poverty



\$2,329,282,728
Total Expenditures

100% of Statewide MHSA Expenditure



1,462
MHSA Programs

100% of Statewide MHSA Programs



37.26% of FSP Clients
Who Exited That Met Goals

FY 2016-17



■ Data Available ■ Data Not Available

Statewide MHSA Programs FY 2016-17

Programs	# Programs	Program Expenditures	Administrative Expenditures
CSS	621	\$1,808,094,429	\$180,004,136
PEI	531	\$403,780,281	\$41,973,089
INN	87	\$27,182,857	\$10,916,413
WET	119	\$30,080,250	\$4,141,932
CFTN	95	\$56,805,647	\$3,205,860
Other MHSA	9	\$3,339,264	\$753,562
Total	1462	\$2,329,282,728	\$240,994,992

MHSUDS: Mental Health & Substance Use Disorder Services

Crisis Line: (800) 273-8255

Administration:

(916) 319-9758

mhsa@dhcs.ca.gov

<http://www.dhcs.ca.gov/services/MH/>

Fiscal Reporting Tool

Counties receive more than \$4.5 billion annually in State support for various mental health programs, including Mental Health Services Act programs. This tool displays information about funding and expenditures by County Mental Health/Behavioral Health departments in programs under the MHSA, including revenue from the Mental Health Services Fund and Realignment funds, as well as Medi-Cal matching funds.

[Read more.](#)



[Download Complete Annual Revenue and Expenditure Report Dataset](#)
Data last updated on: 9-20-18

[Search All County Annual Revenue and Expenditure Reports](#)

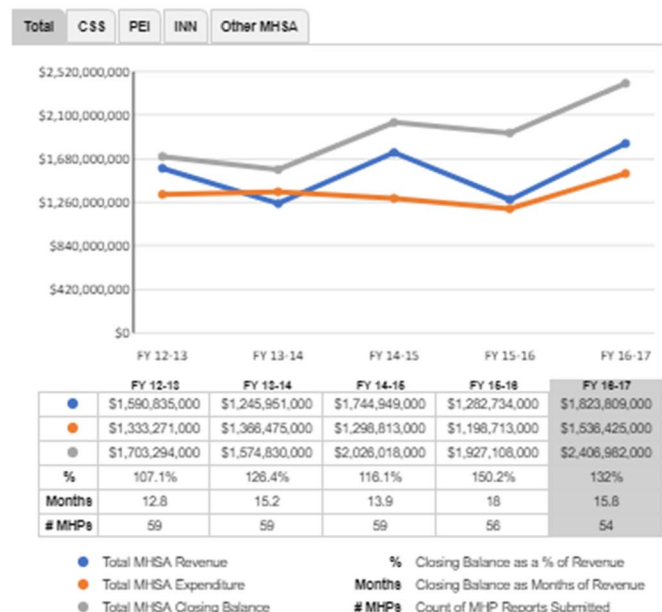
Definitions

- Annual Revenue and Expenditure Reports (RERs)
- Mental Health Plan (MHP)
- Fiscal Year (FY)
- Interest
- Data Available
- Data Not Available
- Revenue
- Expenditure
- Closing Balance
- Community Services and Supports (CSS)
- Prevention and Early Intervention (PEI)
- Innovation (INN)
- Other MHSA
- Calculations for MHSA Revenue, Expenditure and Closing Balance
- Prudent Reserve
- MHSA Combined Total
- 1991 Realignment (1991)
- Behavioral Health Subaccount (BHSA)
- Federal Financial Participation (FFP)
- Other Funds

MHSA Revenue, Expenditure, and Closing Balance Overview, Statewide, FY 2012-13 thru FY 2016-17

The graph below displays the Total MHSA revenue, expenditure, and closing balances across multiple fiscal years.

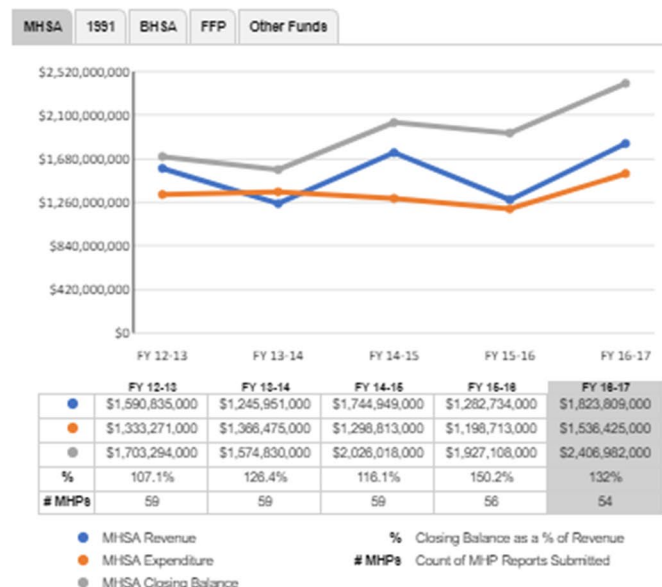
Select a tab to view by component or Total.



Mental Health Funding Sources Revenue, Expenditure, and Closing Balance Overview, Statewide, FY 2012-13 thru FY 2016-17

The graph below displays the MHSA revenue, expenditure, and closing balances across multiple fiscal years.

Select a tab to view by funding source.



Program Reporting Tool

MHSOAC Program Search Tool

Program Filters

Fiscal Year

FY 2018-19

County

- ☐ Fresno
- ☒ Glenn
- ☒ Humboldt
- ☒ Imperial
- ☒ Inyo
- ☐ Kern

Components

- + CSS
- + PEI
- ☐ INN
- ☐ Triage
- + WET
- + CFTN
- + Other MHSA

Target Population

- + Age
- + Race/Ethnicity
- + Sex
- ☐ LGBTQ
- ☐ Child Welfare Involvement
- ☐ Criminal Justice Involvement
- ☐ Homeless
- ☐ Veteran

Search Keywords
Q
Sort by: Program (ascending) ▼

Modoc: 40 Developmental Assets ➕ Add to Compare

Component: Prevention and Early Intervention

Program Type: Prevention

Target Population: Children at risk of, or suffering from, anger, anxiety or other mental health issue

Description:
In response to school personnel input and observations from stakeholders and individuals, a shift was made in the FY 2016/17 – 2018/19 from a focus on the 40 Developmental Assets program to the School Wide Positive Behavioral Intervention Services (SW-PBIS) program and the Capturing Kid's Heart (CKH) program. These evidence-based programs continue the focus on school climate change and asset devel...

Mariposa: Access & Linkages Through TRAC ➕ Add to Compare

Component: Prevention and Early Intervention

Program Type: Prevention

Target Population: The Team connects early in onset, children with emotional disturbance and with adults/older adults with serious mental illness to medically necessary care and treatment. Underserved populations especially those in generational poverty, a population identified in the 2015 Mariposa County Needs Assessment, assuring Timely Access to Services for those assisted by the Team.

Description:
Crisis/Triage Team,TRAC The Team responds with law enforcement, to the jail, to community based organizations, to schools and to our medical partners, during times of crisis, and to intervene in situations before they reach higher levels of crisis. The stakeholders have indicated in our satisfaction survey both the need and appreciation for this program that provides Access and Linkages to Treatme...

San Bernardino: Access, Coordination and Service Enhancement of quality Behavioral Health Services ➕ Add to Compare

Component: Community Services and Supports

Program Type: Non-FSP

Target Population: Children Transitional Age Youth (TAY) Adults Older Adults

Description:
The Access, Coordination, and Enhancement (ACE) for Quality Behavioral Health Services program seeks to improve the timeliness of access to Department of Behavioral Health (DBH) outpatient services. The ACE program was implemented in the four large regional outpatient clinics (Phoenix in San Bernardino, Mariposa in Ontario, Mesa in Rialto, and Victor Valley in Victorville) and two rural outpatient...

Mendocino: Adolescent School Based Prevention Services ➕ Add to Compare

Component: Prevention and Early Intervention

Program Type: Prevention

Target Population: Up to 150 children and youth with mental health symptoms who are between the ages of 10 and 20, who have also been identified as having used substances and have or are at risk of developing substance use disorders, or those who have been referred by law enforcement, mental health providers, or child welfare. These services are facilitated at Ukiah High School, South Valley High School, River Commu...

Merced: Adult Mental Health Court (GSD) ✖
Mendocino: Adult Programs Non-FSP ✖
Ventura: Adult Treatment Tracks (Non-FSP) ✖
COMPARE ✔

Outcomes Reporting Tool



Full Service Partnerships (FSP)

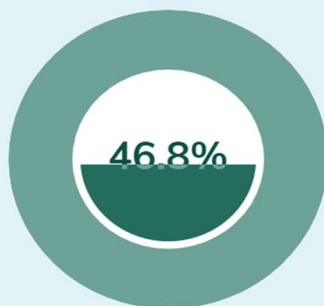
The Full Service Partnership (FSP) is a category of allowable costs within the Community Services and Support component of the Three-Year Program and Expenditure Plan. The California Code of Regulations, Title 9, Section 3200.130 defines an FSP as "the collaborative relationship between the County and the client, and when appropriate the client's family, through which the County plans for and provides the full spectrum of community services so that the client can achieve the identified goals." FSPs are the largest funded MHSOAC program type. Below you will find hi-level statistical data of each counties' FSP programs. All data has been scrubbed to remove any Protected Health Data (PHI).

FY 2016-17

FSP Data for

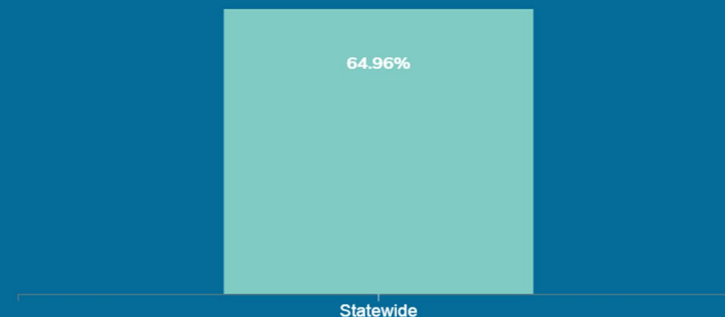
Statewide

FY 2016-17 FSP Percent
Of CSS Expenditures

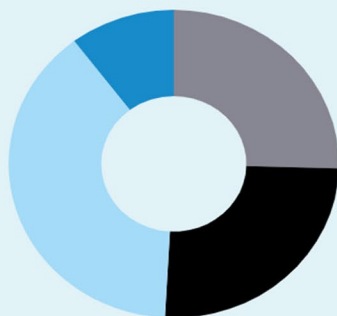


% of expenditures is calculated by FSP Expenditure (Excluding Admin Costs)/CSS Expenditure (Including Admin Costs)

FY 2016-17 Percent of Clients Tracked and Assessed



Percent of Clients Served by Age
FY 2012-13 through 2016-17



Disenrollment Reasons (FY 2012-13 through 2016-17)

