



State Allocation Board  
Office of Public School Construction

PROGRAM INFORMATION

## SCHOOL FACILITY PROGRAM

# BOND BREAKDOWN

K-12 Education Facilities Bond Breakdowns (\$42.4 billion) – Approved by Voters Since 1998

PROGRAM	PROPOSITION 1A (1998)	PROPOSITION 47 (2002)	PROPOSITION 55 (2004)	PROPOSITION 1D (2006)	PROPOSITION 51 (2016)
New Construction	\$2,900,000,000	\$3,350,000,000 <sup>1</sup>	\$4,960,000,000	\$1,900,000,000 <sup>4,5</sup>	\$3,000,000,000
Modernization	2,100,000,000	1,400,000,000 <sup>2</sup>	2,250,000,000	3,300,000,000 <sup>4</sup>	\$3,000,000,000
Charter	--	100,000,000	300,000,000	500,000,000	\$500,000,000
Career Technical Education	--	--	--	500,000,000	\$500,000,000
Overcrowding Relief	--	--	--	1,000,000,000	
High Performance	--	--	--	100,000,000	
New Construction Backlog	--	2,900,000,000	--	--	
Modernization Backlog	--	1,900,000,000	--	--	
Critically Overcrowded	--	1,700,000,000	2,440,000,000	--	
Joint-Use	--	50,000,000	50,000,000	29,000,000	
Hardship	1,000,000,000	--	--	--	
Class Size Reduction	700,000,000	--	--	--	
<b>Total K-12</b>	<b>\$6,700,000,000</b>	<b>\$11,400,000,000</b>	<b>\$10,000,000,000<sup>3</sup></b>	<b>\$7,329,000,000</b>	<b>\$7,000,000,000</b>

<sup>1</sup> \$14.2 million – energy efficiency

<sup>2</sup> \$5.8 million – energy efficiency

<sup>3</sup> \$20 million total – energy efficiency set aside for new construction and modernization

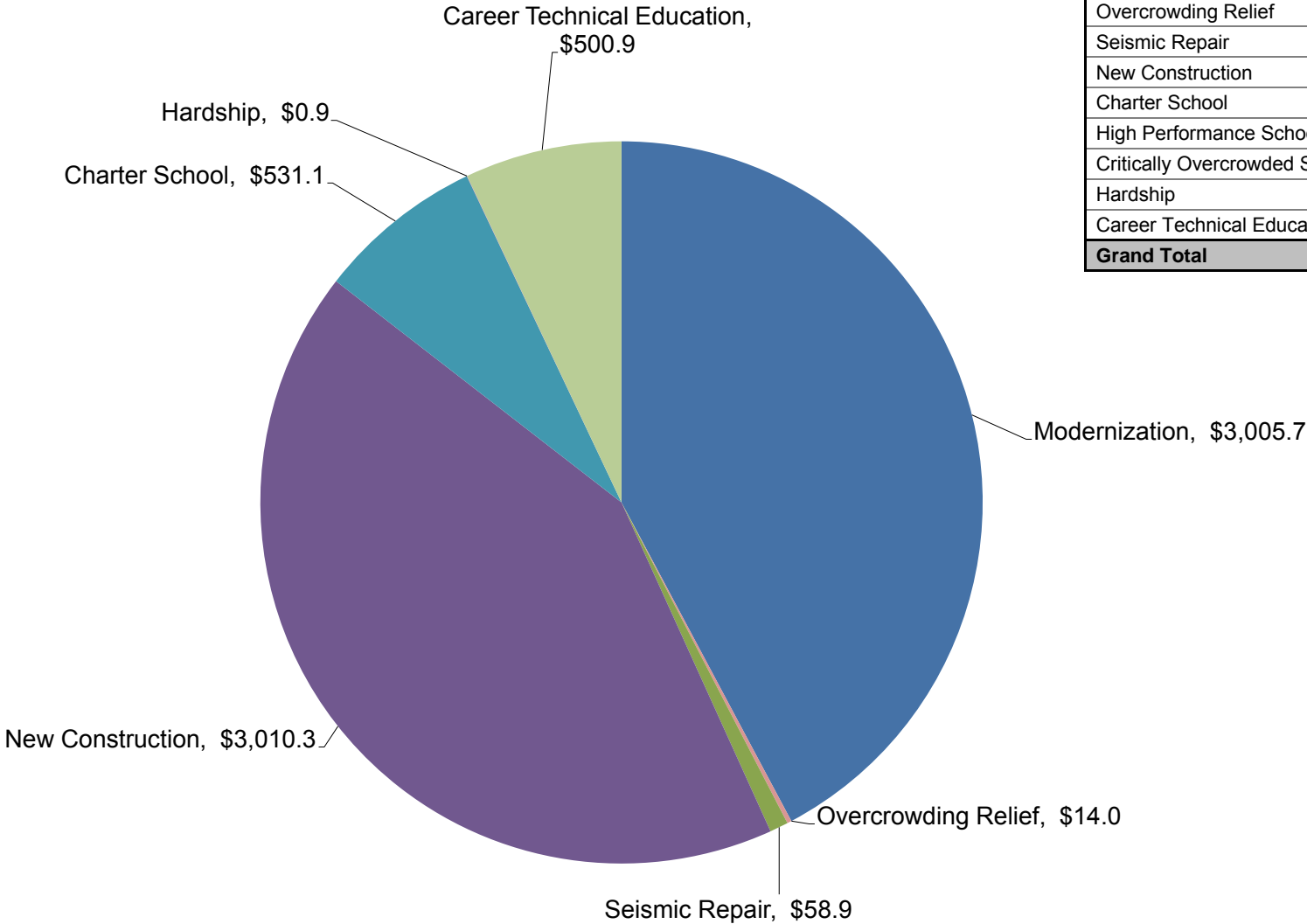
<sup>4</sup> No more than \$200,000,000 of the sum of the appropriations for new construction and modernization shall be used to fund the smaller learning communities and small high schools

<sup>5</sup> Up to 10½ percent (\$199.5 million) shall be available for purposes of seismic repair, construction, or replacement, pursuant to Education Code Section 17075.10

# Remaining Bond Authority - \$7,121.8 million

(by program, in millions)  
As of January 25, 2017

Remaining Bond Authority (in millions)	
Modernization	\$ 3,005.7
Overcrowding Relief	\$ 14.0
Seismic Repair	\$ 58.9
New Construction	\$ 3,010.3
Charter School	\$ 531.1
High Performance Schools	\$ -
Critically Overcrowded Schools	\$ -
Hardship	\$ 0.9
Career Technical Education	\$ 500.9
<b>Grand Total</b>	<b>\$ 7,121.8</b>



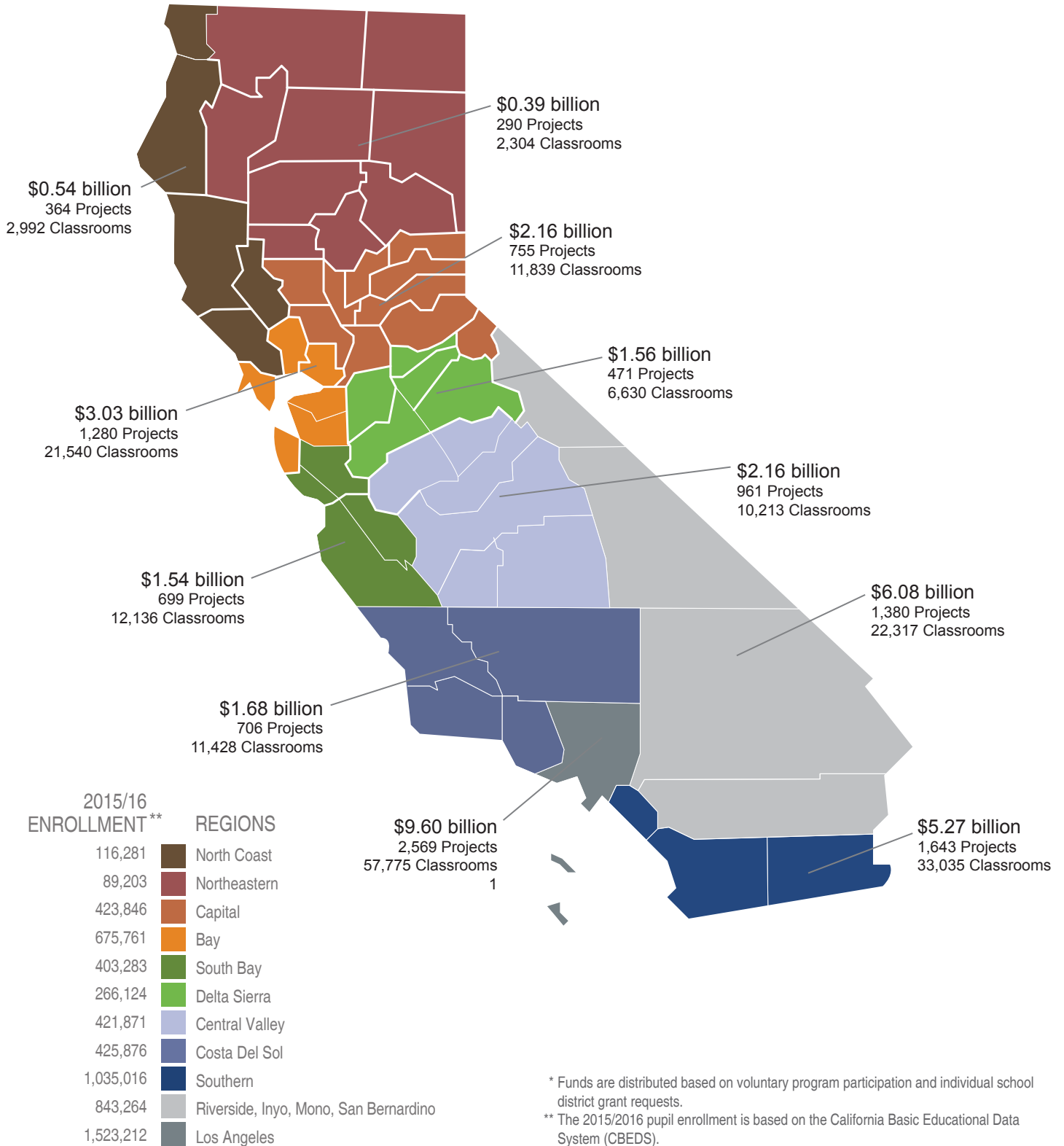
SCHOOL FACILITY PROGRAM

Funding by School Facility Program Service Region\*

State Allocation Board Meeting, January 25, 2017

Cumulative School Facility Program

The below map illustrates the regional distribution of \$34.02 billion in school facility funding awarded by the State Allocation Board from 1998 to present. The map also shows the regional distribution of projects, classrooms and K-12 student enrollment for each region.



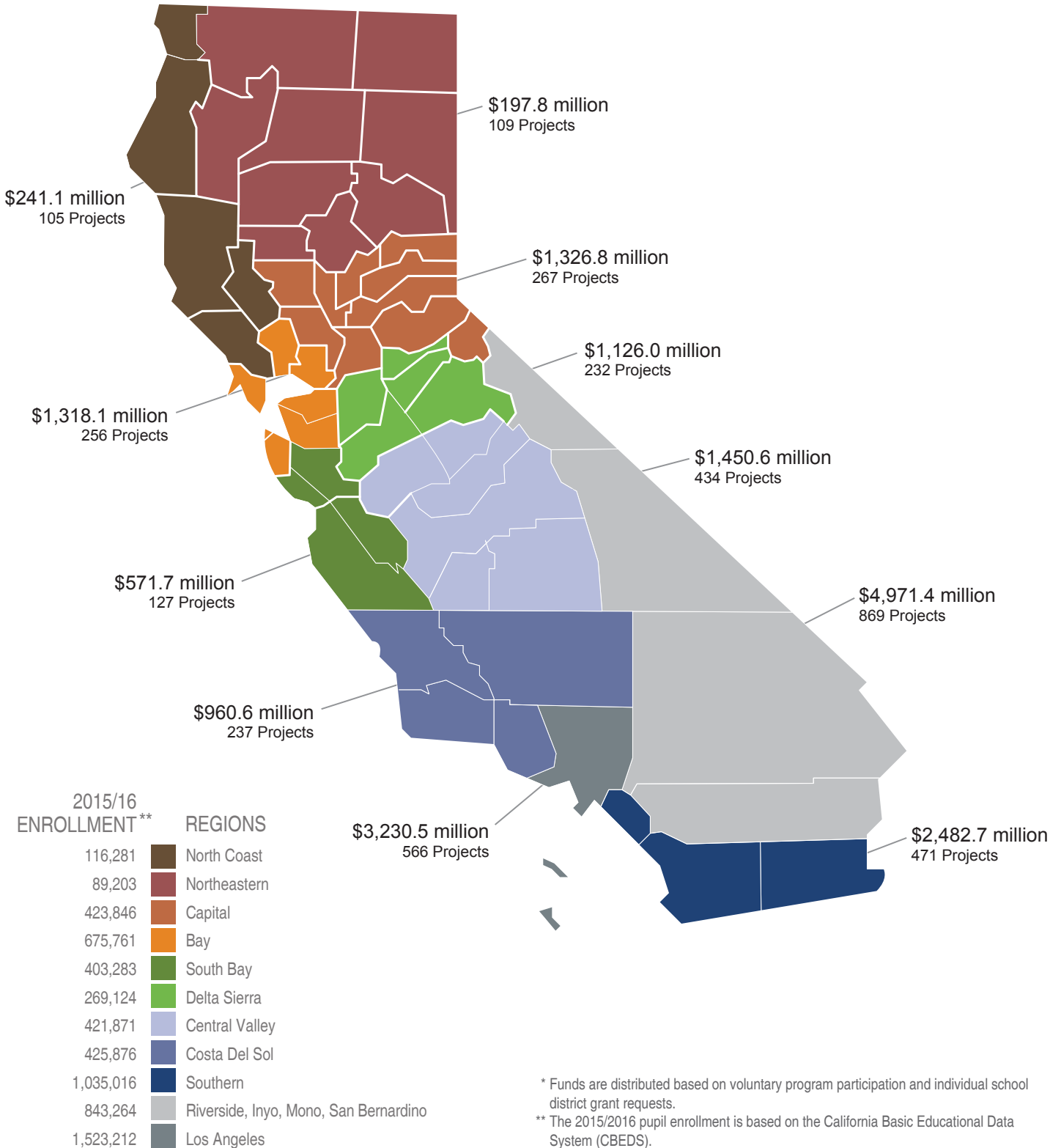
SCHOOL FACILITY PROGRAM

Funding by School Facility Program Service Region\*

State Allocation Board Meeting, January 25, 2017

New Construction Program

The below map illustrates the regional distribution of \$17.9 billion in New Construction school facility funding awarded by the State Allocation Board from 1998 to present. The map also shows the regional distribution of projects.



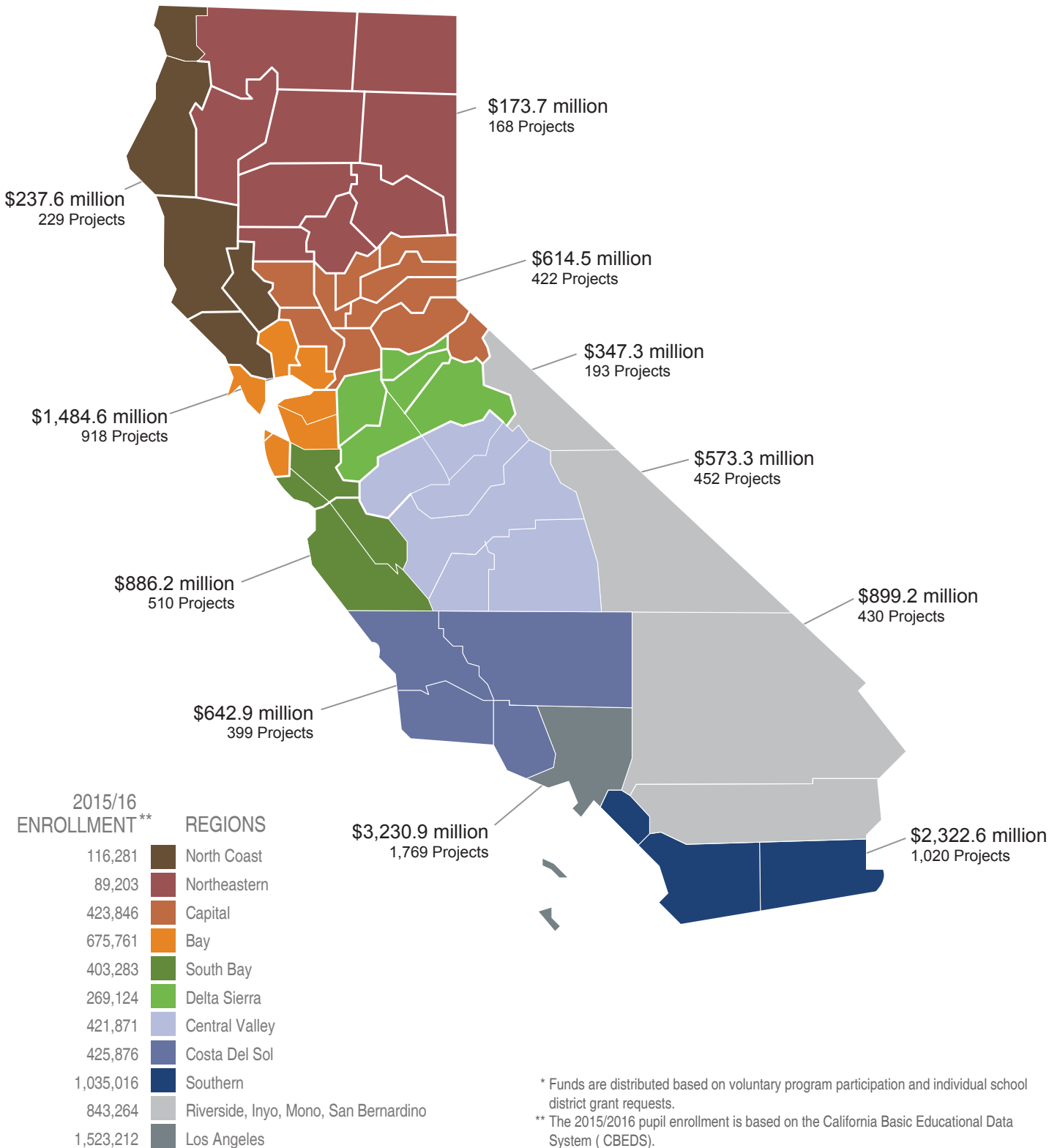
SCHOOL FACILITY PROGRAM

Funding by School Facility Program Service Region\*

State Allocation Board Meeting, January 25, 2017

Modernization Program

The below map illustrates the regional distribution of \$11.4 billion in Modernization school facility funding awarded by the State Allocation Board from 1998 to present. The map also shows the regional distribution of projects.



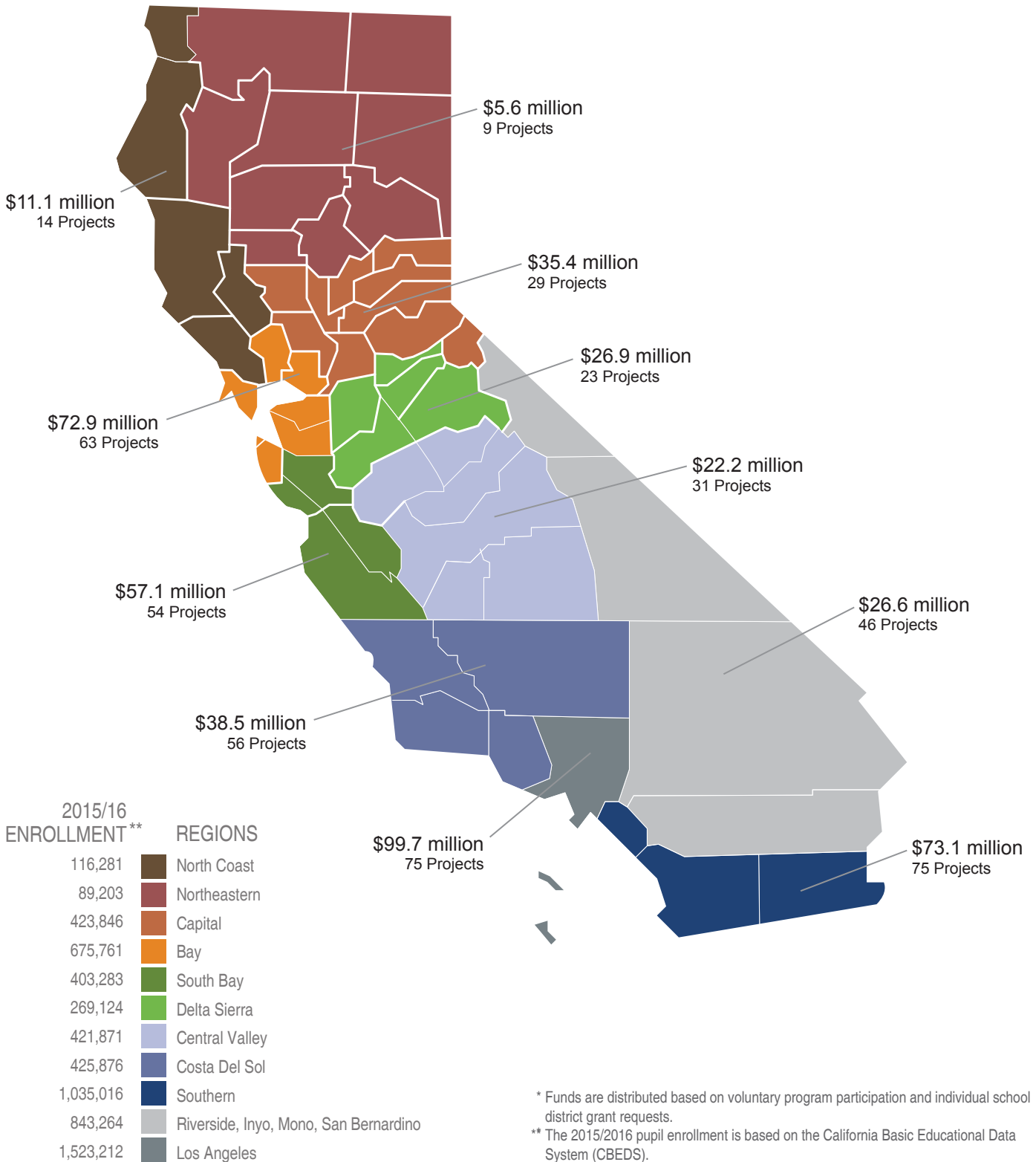
SCHOOL FACILITY PROGRAM

Funding by School Facility Program Service Region\*

State Allocation Board Meeting, January 25, 2017

Career Technical Education Facilities Program

The below map illustrates the regional distribution of \$469.1 million in Career Technical Education Facilities Program school facility funding awarded by the State Allocation Board from 1998 to present. The map also shows the regional distribution of projects.



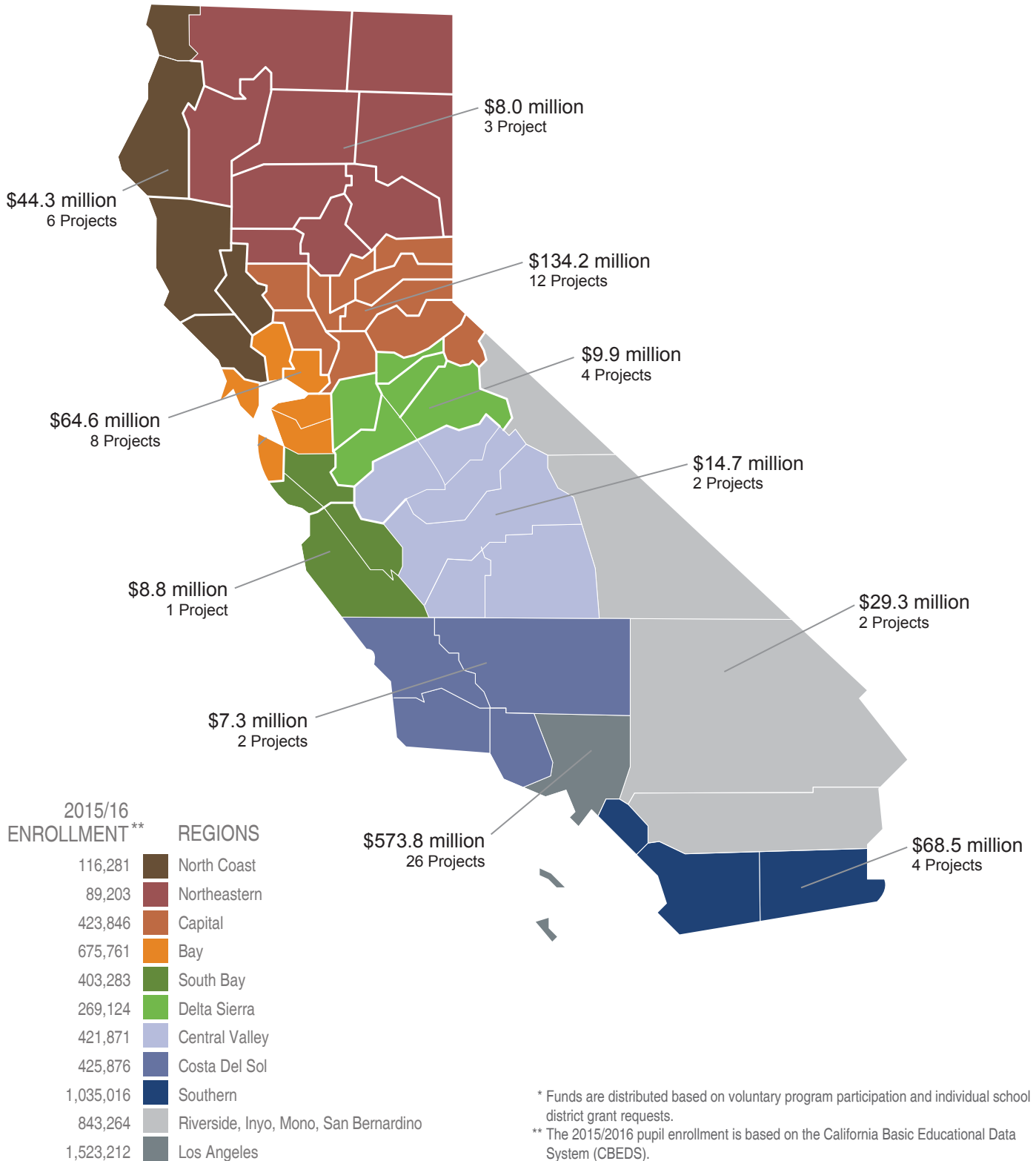
SCHOOL FACILITY PROGRAM

Funding by School Facility Program Service Region\*

State Allocation Board Meeting, January 25, 2017

Charter School Facilities Program

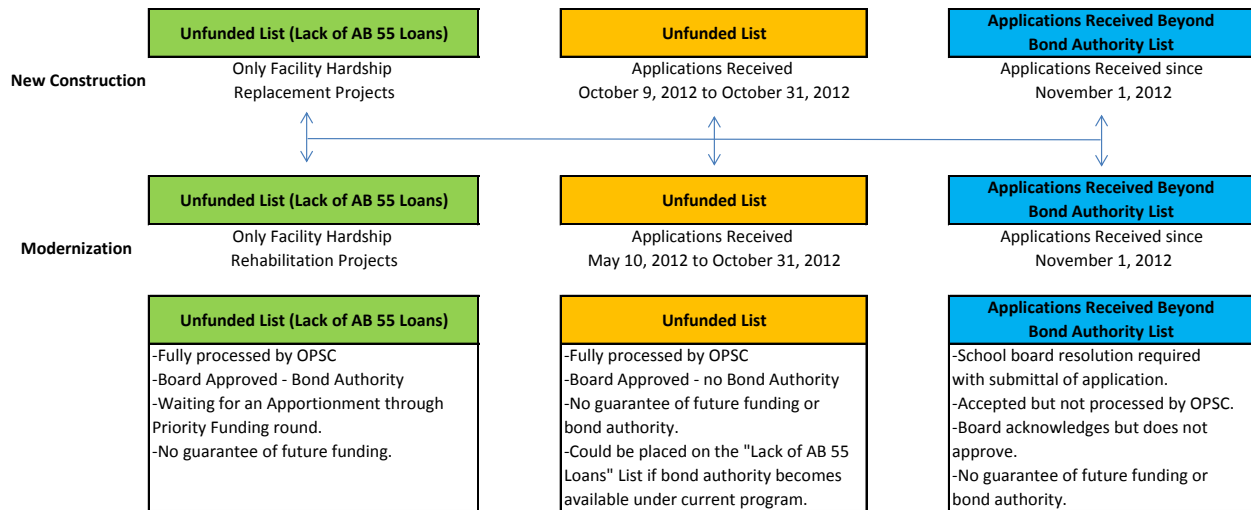
The below map illustrates the regional distribution of \$963.5 million in Charter School Facilities Program funding awarded by the State Allocation Board from 1998 to present. The map also shows the regional distribution of projects.







In the SFP, there are three “lists” representing school construction projects that have been submitted for funding consideration; the Unfunded List (Lack of AB 55 Loans), the Unfunded List, and the Applications Received Beyond Bond Authority List.



Taking into account items in the consent agenda for the January 2017 Board, as of December 31, 2016, the Unfunded List and Applications Received Beyond Bond Authority List represent the following in funding requests:

Unfunded List		
Program	Funding Applications	Total Grant Amount
New Construction	26	\$178,460,543
Modernization	103	\$189,874,945

Applications Received Beyond Bond Authority List		
Program	Funding Applications	Total Requested Grant Amount
New Construction	259	\$1,365,177,306
Modernization	383	\$683,045,080

Unfunded Approvals as of  
December 05, 2016 SAB

County	School District	Application Number	Program	Approval	Received Date	SAB Unfunded Approval	Financial Hardship Apportionment	Loan	State Share	Total Apportionment	Cumulative Amount	Submitted Certification Letter November 2016
IMPERIAL	BRAWLEY UNION HIGH	58/63081-00-002	Rehabilitation	G	3/16/2016	5/25/2016	0.00	0.00	859,181.00	859,181.00	859,181.00	Yes
ORANGE	BUENA PARK ELEMENTARY	58/66456-00-003	Rehabilitation	G	3/28/2016	8/17/2016	0.00	0.00	667,915.00	667,915.00	1,527,096.00	Yes
CONTRA COSTA	WEST CONTRA COSTA UNIFIED	58/61796-00-005	Rehabilitation	G	5/13/2016	8/17/2016	0.00	0.00	2,740,128.00	2,740,128.00	4,267,224.00	Yes
ORANGE	OCEAN VIEW ELEMENTARY	58/66613-00-002	Rehabilitation	G	9/24/2015	10/17/2016	0.00	0.00	2,674,468.00	2,674,468.00	6,941,692.00	Yes
ORANGE	OCEAN VIEW ELEMENTARY	58/66613-00-003	Rehabilitation	G	9/24/2015	10/17/2016	0.00	0.00	3,007,181.00	3,007,181.00	9,948,873.00	Yes
RIVERSIDE	HEMET UNIFIED	51/67082-00-001	Facility Hardship	G	4/25/2016	10/17/2016	0.00	0.00	6,012,331.00	6,012,331.00	15,961,204.00	Yes
RIVERSIDE	RIVERSIDE UNIFIED	58/67215-00-001	Rehabilitation	G	5/10/2016	10/17/2016	0.00	0.00	1,405,698.00	1,405,698.00	17,366,902.00	Yes
ORANGE	BUENA PARK ELEMENTARY	58/66456-00-004	Rehabilitation	G	6/8/2016	10/17/2016	0.00	0.00	541,571.00	541,571.00	17,908,473.00	Yes
SACRAMENTO	SAN JUAN UNIFIED	51/67447-00-001	Facility Hardship	G	8/5/2016	10/17/2016	0.00	0.00	2,347,793.00	2,347,793.00	20,256,266.00	Yes
SACRAMENTO	NATOMAS UNIFIED	54/75283-00-002	Charter	D	6/4/2007	5/28/2008	0.00	87,187.90	87,187.90	174,375.80	20,430,641.80	No
LOS ANGELES	ALHAMBRA UNIFIED	56/75713-00-002	Overcrowding Relief Grant	L	7/31/2008	8/17/2016	0.00	0.00	146,325.00	146,325.00	20,576,966.80	Yes
RIVERSIDE	VAL VERDE UNIFIED	56/75242-00-001	Overcrowding Relief Grant	G	5/22/2013	8/17/2016	0.00	0.00	7,729,394.00	7,729,394.00	28,306,360.80	Yes
SANTA CLARA	ALUM ROCK UNION ELEMENTARY	54/69369-00-002	Charter	D	5/30/2014	11/15/2016	0.00	440,359.70	440,359.70	880,719.40	29,187,080.20	Yes
SANTA CLARA	ALUM ROCK UNION ELEMENTARY	54/69369-00-003	Charter	D	5/30/2014	11/15/2016	0.00	25,675.55	25,675.55	51,351.10	29,238,431.30	Yes
SAN DIEGO	FALLBROOK UNION ELEMENTARY	51/68114-00-001	Facility Hardship	G	9/23/2016	12/5/2016	0.00		#####	10,370,167.00	39,608,598.30	Yes
SAN DIEGO	FALLBROOK UNION ELEMENTARY	51/68114-00-002	Facility Hardship	G	9/23/2016	12/5/2016	0.00		708,543.00	708,543.00	40,317,141.30	Yes
ORANGE	SANTA ANA UNIFIED	54/66670-00-004	Charter	G	9/28/2016	12/5/2016	0.00	11,271,188.70	#####	22,542,377.40	62,859,518.70	Yes
BUTTE	CHICO UNIFIED	54/61424-00-004	Charter	G	10/3/2016	12/5/2016	0.00	162,845.00	162,845.00	325,690.00	63,185,208.70	Yes
<b>Total</b>							<b>0</b>	<b>11,987,257</b>	<b>51,197,952</b>	<b>63,185,209</b>		

\*This Unfunded List (Lack of AB 55 Loans) includes \$1.1 million for 3 projects for Charter School Facilities Program Preliminary Apportionments for Design Funding.

Unfunded Charter Preliminary  
As of December 05, 2016 SAB

County	School District	Application Number	Program	Approval	Received Date	SAB Date	Financial Hardship Apportionment	Loan	State Share	Total Apportionment	Prop. 47	Prop. 55	Prop. 1D
<b>Unfunded Charter PA's</b>													
ALAMEDA	OAKLAND UNIFIED	54/61259-09-001	Charter	P	6/1/2007	5/28/2008	0.00	5,956,392.60	5,956,393.05	11,912,785.65	0.00	0.00	11,912,785.65
SACRAMENTO	NATOMAS UNIFIED	54/75283-00-002	Charter	P	6/4/2007	5/28/2008	0.00	584,691.10	784,691.10	1,369,382.20	0.00	0.00	1,369,382.20
ALAMEDA	SAN LORENZO UNIFIED	54/61309-00-002	Charter	P	6/5/2007	5/28/2008	0.00	1,623,573.90	1,623,573.90	3,247,147.80	0.00	0.00	3,247,147.80
LOS ANGELES	LOS ANGELES UNIFIED	54/64733-00-049	Charter	P	6/5/2007	5/28/2008	0.00	13,952,449.30	13,952,449.30	27,904,898.60	0.00	0.00	27,904,898.60
LOS ANGELES	LOS ANGELES UNIFIED	54/64733-00-053	Charter	P	6/5/2007	5/28/2008	0.00	4,948,612.30	5,448,612.30	10,397,224.60	0.00	0.00	10,397,224.60
LOS ANGELES	LOS ANGELES UNIFIED	54/64733-00-064	Charter	P	6/5/2007	5/28/2008	0.00	5,480,159.00	5,480,159.00	10,960,318.00	0.00	0.00	10,960,318.00
SANTA BARBARA	COLLEGE ELEMENTARY	54/69179-00-001	Charter	P	6/5/2007	5/28/2008	0.00	0.00	4,081,793.60	4,081,793.60	0.00	0.00	4,081,793.60
LOS ANGELES	LOS ANGELES UNIFIED	54/64733-00-073	Charter	P	9/25/2009	4/27/2011	0.00	6,065,969.60	6,315,969.60	12,381,939.20	6,502,716.00	0.00	5,879,223.20
SAN DIEGO	SAN DIEGO UNIFIED	54/68338-02-002	Charter	P	9/28/2009	7/12/2011	0.00	1,366,254.90	1,366,254.90	2,732,509.80	0.00	0.00	2,732,509.80
ALAMEDA	OAKLAND UNIFIED	54/61259-00-004	Charter	P	5/30/2014	11/25/2014	0.00	5,499,728.10	5,499,728.10	10,999,456.20	0.00	10,999,456.20	0.00
BUTTE	CHICO UNIFIED	54/61424-00-005	Charter	P	4/1/2014	4/15/2015	0.00	249,318.00	249,318.00	498,636.00	0.00	0.00	498,636.00
SONOMA	SANTA ROSA HIIGH	54/70920-00-004	Charter	P	4/1/2014	4/15/2015	0.00	4,603,432.50	4,603,432.50	9,206,865.00	0.00	0.00	9,206,865.00
SONOMA	SANTA ROSA HIIGH	54/70920-00-003	Charter	P	4/3/2014	4/15/2015	0.00	319,127.40	319,127.40	638,254.80	0.00	0.00	638,254.80
SAN JOAQUIN	TRACY JOINT UNIFIED	54/75499-00-003	Charter	P	4/30/2014	4/15/2015	0.00	0.00	2,221,196.40	2,221,196.40	0.00	0.00	2,221,196.40
SAN JOAQUIN	TRACY JOINT UNIFIED	54/75499-00-004	Charter	P	4/30/2014	4/15/2015	0.00	0.00	1,752,495.30	1,752,495.30	0.00	0.00	1,752,495.30
SANTA CLARA	ALUM ROCK UNION ELEMENTARY	54/69369-00-002	Charter	P	5/30/2014	4/15/2015	0.00	3,963,237.30	3,963,237.30	7,926,474.60	0.00	0.00	7,926,474.60
ALAMEDA	OAKLAND UNIFIED	54/61259-13-002	Charter	P	5/28/2014	5/27/2015	0.00	2,916,055.40	2,916,055.40	5,832,110.80	0.00	0.00	5,832,110.80
ALAMEDA	OAKLAND UNIFIED	54/61259-13-002	Charter	P	5/28/2014	8/26/2015	0.00	8,558,059.50	8,558,059.50	17,116,119.00	0.00	0.00	17,116,119.00
SANTA CLARA	ALUM ROCK UNION ELEMENTARY	54/69369-00-003	Charter	P	5/30/2014	12/9/2015	0.00	231,079.95	231,079.95	462,159.90	0.00	10,660.00	451,499.90
<b>Totals</b>								<b>66,318,141</b>	<b>75,323,627</b>	<b>141,641,767</b>	<b>6,502,716</b>	<b>11,010,116</b>	<b>124,128,935</b>

\*This Charter Unfunded Preliminary List does not include \$1.1 million for 3 projects for Charter School Facilities Program Preliminary Apportionments for Design Funding.

Unfunded Approvals as of  
December 05, 2016 SAB

County	School District	Application Number	Program	Approval	Received Date	SAB Unfunded Approval	Financial Hardship Apportionment	Loan	State Share	Total Apportionment	Cumulative Total	SAB Approved
LOS ANGELES	LOS ANGELES UNIFIED	53/64733-00-135	Critically Overcrowded	L	10/31/2007	5/25/2016	0.00	0.00	609,088.00	609,088.00	609,088.00	Yes
MONTEREY	KING CITY UNION	50/66050-00-002	New Construction	L	6/17/2005	8/17/2016	42,250.00	0.00	42,250.00	84,500.00	693,588.00	Yes
LOS ANGELES	LOS ANGELES UNIFIED	53/64733-00-310	Critically Overcrowded	L	10/31/2007	8/17/2016	0.00	0.00	541,469.00	541,469.00	1,235,057.00	Yes
NAPA	NAPA VALLEY UNIFIED	50/66266-00-002	New Construction	L	10/31/2008	8/17/2016	0.00	0.00	178,599.00	178,599.00	1,413,656.00	Yes
SAN MATEO	SEQUOIA UNION HIGH	50/69062-01-002	New Construction	L	6/15/2011	8/17/2016	0.00	0.00	540.00	540.00	1,414,196.00	Yes
SAN MATEO	SEQUOIA UNION HIGH	50/69062-01-005	New Construction	L	6/15/2011	8/17/2016	0.00	0.00	106,476.00	106,476.00	1,520,672.00	Yes
LOS ANGELES	LOS ANGELES UNIFIED	50/64733-00-137	New Construction	L	10/31/2006	10/17/2016	0.00	0.00	66,735.00	66,735.00	1,587,407.00	Yes
LOS ANGELES	LOS ANGELES UNIFIED	50/64733-00-142	New Construction	L	10/31/2006	10/17/2016	0.00	0.00	90,805.00	90,805.00	1,678,212.00	Yes
LOS ANGELES	LOS ANGELES UNIFIED	57/64733-00-585	Modernization	G	5/10/2012	12/12/2012	0.00	0.00	7,311,673.00	7,311,673.00	8,989,885.00	Yes
LOS ANGELES	LOS ANGELES UNIFIED	57/64733-16-010	Modernization	G	5/10/2012	12/12/2012	0.00	0.00	913,941.00	913,941.00	9,903,826.00	Yes
ORANGE	PLACENTIA-YORBA LINDA UNIFIED	57/66647-00-033	Modernization	G	5/10/2012	12/12/2012	0.00	0.00	1,758,421.00	1,758,421.00	11,662,247.00	Yes
ORANGE	SANTA ANA UNIFIED	57/66670-00-052	Modernization	G	5/11/2012	12/12/2012	0.00	0.00	3,220,891.00	3,220,891.00	14,883,138.00	Yes
FRESNO	FRESNO UNIFIED	57/62166-00-137	Modernization	G	5/15/2012	12/12/2012	0.00	0.00	4,488,621.00	4,488,621.00	19,371,759.00	Yes
KERN	SIERRA SANDS UNIFIED	57/73742-00-008	Modernization	G	5/15/2012	12/12/2012	0.00	0.00	5,042,273.00	5,042,273.00	24,414,032.00	Yes
FRESNO	CENTRAL UNIFIED	57/73965-00-006	Modernization	G	5/17/2012	12/12/2012	0.00	0.00	1,502,290.00	1,502,290.00	25,916,322.00	Yes
ORANGE	ANAHEIM CITY	57/66423-00-030	Modernization	G	5/17/2012	12/12/2012	0.00	0.00	4,997,913.00	4,997,913.00	30,914,235.00	Yes
SAN JOAQUIN	STOCKTON UNIFIED	57/68676-00-034	Modernization	G	5/21/2012	12/12/2012	0.00	0.00	700,708.00	700,708.00	31,614,943.00	Yes
SAN DIEGO	SANTEE ELEMENTARY	57/68361-00-010	Modernization	G	5/25/2012	12/12/2012	0.00	0.00	259,210.00	259,210.00	31,874,153.00	Yes
LOS ANGELES	LOS ANGELES UNIFIED	57/64733-37-006	Modernization	G	5/29/2012	12/12/2012	0.00	0.00	372,000.00	372,000.00	32,246,153.00	Yes
MARIN	LARKSPUR ELEMENTARY	57/65367-00-003	Modernization	G	5/30/2012	12/12/2012	0.00	0.00	716,504.00	716,504.00	32,962,657.00	Yes
CONTRA COSTA	PITTSBURG UNIFIED	57/61788-00-009	Modernization	G	5/31/2012	12/12/2012	0.00	0.00	3,272,108.00	3,272,108.00	36,234,765.00	Yes
SAN DIEGO	GROSSMONT UNION HIGH	57/68130-00-018	Modernization	G	6/1/2012	12/12/2012	0.00	0.00	1,943,275.00	1,943,275.00	38,178,040.00	Yes
SAN JOAQUIN	STOCKTON UNIFIED	57/68676-00-035	Modernization	G	6/4/2012	12/12/2012	0.00	0.00	136,160.00	136,160.00	38,314,200.00	Yes
HUMBOLDT	EUREKA CITY UNIFIED	57/75515-00-011	Modernization	G	6/8/2012	1/23/2013	0.00	0.00	353,464.00	353,464.00	38,667,664.00	Yes
HUMBOLDT	EUREKA CITY UNIFIED	57/75515-00-011	Modernization	G	6/8/2012	3/20/2013	0.00	0.00	11,126.00	11,126.00	38,678,790.00	Yes
SAN DIEGO	CARLSBAD UNIFIED	57/73551-00-009	Modernization	G	6/8/2012	1/23/2013	0.00	0.00	2,236,680.00	2,236,680.00	40,915,470.00	Yes
SAN DIEGO	CARLSBAD UNIFIED	57/73551-00-009	Modernization	G	6/8/2012	3/20/2013	0.00	0.00	70,162.00	70,162.00	40,985,632.00	Yes
FRESNO	WASHINGTON UNIFIED	57/76778-00-001	Modernization	G	6/12/2012	1/23/2013	0.00	0.00	5,732,333.00	5,732,333.00	46,717,965.00	Yes
FRESNO	WASHINGTON UNIFIED	57/76778-00-001	Modernization	G	6/12/2012	3/20/2013	0.00	0.00	173,732.00	173,732.00	46,891,697.00	Yes
MARIN	LARKSPUR ELEMENTARY	57/65367-00-004	Modernization	G	6/12/2012	1/23/2013	0.00	0.00	1,034,935.00	1,034,935.00	47,926,632.00	Yes
MARIN	LARKSPUR ELEMENTARY	57/65367-00-004	Modernization	G	6/12/2012	3/20/2013	0.00	0.00	32,350.00	32,350.00	47,958,982.00	Yes
EL DORADO	LAKE TAHOE UNIFIED	57/61903-00-007	Modernization	G	6/14/2012	1/23/2013	0.00	0.00	1,308,551.00	1,308,551.00	49,267,533.00	Yes
EL DORADO	LAKE TAHOE UNIFIED	57/61903-00-007	Modernization	G	6/14/2012	3/20/2013	0.00	0.00	40,994.00	40,994.00	49,308,527.00	Yes
MENDOCINO	ANDERSON VALLEY UNIFIED	57/65540-00-003	Modernization	G	6/14/2012	1/23/2013	0.00	0.00	134,702.00	134,702.00	49,443,229.00	Yes
MENDOCINO	ANDERSON VALLEY UNIFIED	57/65540-00-003	Modernization	G	6/14/2012	3/20/2013	0.00	0.00	4,209.00	4,209.00	49,447,438.00	Yes
MENDOCINO	ANDERSON VALLEY UNIFIED	57/65540-00-004	Modernization	G	6/14/2012	1/23/2013	0.00	0.00	597,142.00	597,142.00	50,044,580.00	Yes
MENDOCINO	ANDERSON VALLEY UNIFIED	57/65540-00-004	Modernization	G	6/14/2012	3/20/2013	0.00	0.00	18,743.00	18,743.00	50,063,323.00	Yes
SAN DIEGO	CAJON VALLEY UNION ELEMENTARY	57/67991-00-009	Modernization	G	6/14/2012	1/23/2013	0.00	0.00	835,551.00	835,551.00	50,898,874.00	Yes
SAN DIEGO	CAJON VALLEY UNION ELEMENTARY	57/67991-00-009	Modernization	G	6/14/2012	3/20/2013	0.00	0.00	26,228.00	26,228.00	50,925,102.00	Yes
LOS ANGELES	ALHAMBRA UNIFIED	57/75713-00-026	Modernization	G	6/18/2012	1/23/2013	0.00	0.00	650,564.00	650,564.00	51,575,666.00	Yes
LOS ANGELES	ALHAMBRA UNIFIED	57/75713-00-026	Modernization	G	6/18/2012	3/20/2013	0.00	0.00	20,421.00	20,421.00	51,596,087.00	Yes
LOS ANGELES	LOS ANGELES UNIFIED	57/64733-00-586	Modernization	G	6/20/2012	1/23/2013	0.00	0.00	1,815,685.00	1,815,685.00	53,411,772.00	Yes
LOS ANGELES	LOS ANGELES UNIFIED	57/64733-00-586	Modernization	G	6/20/2012	3/20/2013	0.00	0.00	56,820.00	56,820.00	53,468,592.00	Yes
LOS ANGELES	LOS ANGELES UNIFIED	57/64733-00-587	Modernization	G	6/20/2012	1/23/2013	0.00	0.00	1,407,694.00	1,407,694.00	54,876,286.00	Yes
LOS ANGELES	LOS ANGELES UNIFIED	57/64733-00-587	Modernization	G	6/20/2012	3/20/2013	0.00	0.00	44,178.00	44,178.00	54,920,464.00	Yes
LOS ANGELES	LOS ANGELES UNIFIED	57/64733-00-588	Modernization	G	6/20/2012	1/23/2013	0.00	0.00	810,377.00	810,377.00	55,730,841.00	Yes
LOS ANGELES	LOS ANGELES UNIFIED	57/64733-00-588	Modernization	G	6/20/2012	3/20/2013	0.00	0.00	25,431.00	25,431.00	55,756,272.00	Yes
LOS ANGELES	LOS ANGELES UNIFIED	57/64733-17-012	Modernization	G	6/20/2012	1/23/2013	0.00	0.00	1,413,624.00	1,413,624.00	57,169,896.00	Yes
LOS ANGELES	LOS ANGELES UNIFIED	57/64733-17-012	Modernization	G	6/20/2012	3/20/2013	0.00	0.00	44,273.00	44,273.00	57,214,169.00	Yes
LOS ANGELES	LOS ANGELES UNIFIED	57/64733-32-022	Modernization	G	6/20/2012	1/23/2013	0.00	0.00	4,839,200.00	4,839,200.00	62,053,369.00	Yes
LOS ANGELES	LOS ANGELES UNIFIED	57/64733-32-022	Modernization	G	6/20/2012	3/20/2013	0.00	0.00	151,441.00	151,441.00	62,204,810.00	Yes
LOS ANGELES	LOS ANGELES UNIFIED	57/64733-41-005	Modernization	G	6/20/2012	1/23/2013	0.00	0.00	2,626,001.00	2,626,001.00	64,830,811.00	Yes
LOS ANGELES	LOS ANGELES UNIFIED	57/64733-41-005	Modernization	G	6/20/2012	3/20/2013	0.00	0.00	82,280.00	82,280.00	64,913,091.00	Yes
FRESNO	FRESNO UNIFIED	57/62166-00-138	Modernization	G	6/21/2012	1/23/2013	0.00	0.00	3,442,280.00	3,442,280.00	68,355,371.00	Yes

Unfunded Approvals as of  
December 05, 2016 SAB

County	School District	Application Number	Program	Approval	Received Date	SAB Unfunded Approval	Financial Hardship Apportionment	Loan	State Share	Total Apportionment	Cumulative Total	SAB Approved
FRESNO	FRESNO UNIFIED	57/62166-00-138	Modernization	G	6/21/2012	3/20/2013	0.00	0.00	108,221.00	108,221.00	68,463,592.00	Yes
GLENN	ORLAND JOINT UNIFIED	57/75481-00-005	Modernization	G	6/22/2012	1/23/2013	0.00	0.00	1,796,516.00	1,796,516.00	70,260,108.00	Yes
GLENN	ORLAND JOINT UNIFIED	57/75481-00-005	Modernization	G	6/22/2012	3/20/2013	0.00	0.00	56,569.00	56,569.00	70,316,677.00	Yes
SACRAMENTO	SAN JUAN UNIFIED	57/67447-00-058	Modernization	G	6/27/2012	1/23/2013	0.00	0.00	440,998.00	440,998.00	70,757,675.00	Yes
SACRAMENTO	SAN JUAN UNIFIED	57/67447-00-058	Modernization	G	6/27/2012	3/20/2013	0.00	0.00	13,885.00	13,885.00	70,771,560.00	Yes
SANTA CLARA	EAST SIDE UNION HIGH	57/69427-00-033	Modernization	G	6/27/2012	1/23/2013	0.00	0.00	4,111,809.00	4,111,809.00	74,883,369.00	Yes
SANTA CLARA	EAST SIDE UNION HIGH	57/69427-00-033	Modernization	G	6/27/2012	3/20/2013	0.00	0.00	107,194.00	107,194.00	74,990,563.00	Yes
SAN DIEGO	SANTEE ELEMENTARY	57/68361-00-011	Modernization	G	6/29/2012	1/23/2013	0.00	0.00	2,187,376.00	2,187,376.00	77,177,939.00	Yes
SAN DIEGO	SANTEE ELEMENTARY	57/68361-00-011	Modernization	G	6/29/2012	3/20/2013	0.00	0.00	68,744.00	68,744.00	77,246,683.00	Yes
SONOMA	RINCON VALLEY UNION ELEMENTARY	57/70896-00-008	Modernization	G	7/2/2012	1/23/2013	0.00	0.00	1,433,625.00	1,433,625.00	78,680,308.00	Yes
SONOMA	RINCON VALLEY UNION ELEMENTARY	57/70896-00-008	Modernization	G	7/2/2012	3/20/2013	0.00	0.00	45,146.00	45,146.00	78,725,454.00	Yes
FRESNO	CENTRAL UNIFIED	57/73965-00-007	Modernization	G	7/3/2012	1/23/2013	0.00	0.00	2,082,124.00	2,082,124.00	80,807,578.00	Yes
FRESNO	CENTRAL UNIFIED	57/73965-00-007	Modernization	G	7/3/2012	3/20/2013	0.00	0.00	65,540.00	65,540.00	80,873,118.00	Yes
SAN DIEGO	CAJON VALLEY UNION ELEMENTARY	57/67991-00-010	Modernization	G	7/5/2012	1/23/2013	0.00	0.00	2,066,177.00	2,066,177.00	82,939,295.00	Yes
SAN DIEGO	CAJON VALLEY UNION ELEMENTARY	57/67991-00-010	Modernization	G	7/5/2012	3/20/2013	0.00	0.00	64,833.00	64,833.00	83,004,128.00	Yes
SAN MATEO	BELMONT-REDWOOD SHORES ELEMENTARY	57/68866-00-009	Modernization	G	7/5/2012	1/23/2013	0.00	0.00	1,357,814.00	1,357,814.00	84,361,942.00	Yes
SAN MATEO	BELMONT-REDWOOD SHORES ELEMENTARY	57/68866-00-009	Modernization	G	7/5/2012	3/20/2013	0.00	0.00	35,617.00	35,617.00	84,397,559.00	Yes
BUTTE	MANZANITA ELEMENTARY	57/61499-00-001	Modernization	D	7/10/2012	1/23/2013	88,525.00	0.00	132,788.00	221,313.00	84,618,872.00	Yes
BUTTE	MANZANITA ELEMENTARY	57/61499-00-001	Modernization	D	7/10/2012	3/20/2013	2,776.00	0.00	4,163.00	6,939.00	84,625,811.00	Yes
LOS ANGELES	LOS ANGELES UNIFIED	57/64733-00-589	Modernization	G	7/10/2012	1/23/2013	0.00	0.00	987,011.00	987,011.00	85,612,822.00	Yes
LOS ANGELES	LOS ANGELES UNIFIED	57/64733-00-589	Modernization	G	7/10/2012	3/20/2013	0.00	0.00	30,888.00	30,888.00	85,643,710.00	Yes
LOS ANGELES	LOS ANGELES UNIFIED	57/64733-00-590	Modernization	G	7/10/2012	1/23/2013	0.00	0.00	2,155,827.00	2,155,827.00	87,799,537.00	Yes
LOS ANGELES	LOS ANGELES UNIFIED	57/64733-00-590	Modernization	G	7/10/2012	3/20/2013	0.00	0.00	67,543.00	67,543.00	87,867,080.00	Yes
LOS ANGELES	LOS ANGELES UNIFIED	57/64733-00-592	Modernization	G	7/10/2012	1/23/2013	0.00	0.00	1,594,025.00	1,594,025.00	89,461,105.00	Yes
LOS ANGELES	LOS ANGELES UNIFIED	57/64733-00-592	Modernization	G	7/10/2012	3/20/2013	0.00	0.00	49,942.00	49,942.00	89,511,047.00	Yes
LOS ANGELES	LOS ANGELES UNIFIED	57/64733-39-007	Modernization	G	7/10/2012	1/23/2013	0.00	0.00	2,139,156.00	2,139,156.00	91,650,203.00	Yes
LOS ANGELES	LOS ANGELES UNIFIED	57/64733-39-007	Modernization	G	7/10/2012	3/20/2013	0.00	0.00	67,028.00	67,028.00	91,717,231.00	Yes
LOS ANGELES	LOS ANGELES UNIFIED	57/64733-61-009	Modernization	G	7/10/2012	1/23/2013	0.00	0.00	4,343,350.00	4,343,350.00	96,060,581.00	Yes
LOS ANGELES	LOS ANGELES UNIFIED	57/64733-61-009	Modernization	G	7/10/2012	3/20/2013	0.00	0.00	136,100.00	136,100.00	96,196,681.00	Yes
CONTRA COSTA	WEST CONTRA COSTA UNIFIED	57/61796-00-044	Modernization	G	7/11/2012	1/23/2013	0.00	0.00	1,067,649.00	1,067,649.00	97,264,330.00	Yes
CONTRA COSTA	WEST CONTRA COSTA UNIFIED	57/61796-00-044	Modernization	G	7/11/2012	3/20/2013	0.00	0.00	33,524.00	33,524.00	97,297,854.00	Yes
LOS ANGELES	LOS ANGELES UNIFIED	57/64733-00-594	Modernization	G	7/11/2012	1/23/2013	0.00	0.00	723,664.00	723,664.00	98,021,518.00	Yes
LOS ANGELES	LOS ANGELES UNIFIED	57/64733-00-594	Modernization	G	7/11/2012	3/20/2013	0.00	0.00	22,663.00	22,663.00	98,044,181.00	Yes
LOS ANGELES	LOS ANGELES UNIFIED	57/64733-00-595	Modernization	G	7/11/2012	1/23/2013	0.00	0.00	1,122,067.00	1,122,067.00	99,166,248.00	Yes
LOS ANGELES	LOS ANGELES UNIFIED	57/64733-00-595	Modernization	G	7/11/2012	3/20/2013	0.00	0.00	35,056.00	35,056.00	99,201,304.00	Yes
LOS ANGELES	LOS ANGELES UNIFIED	57/64733-16-011	Modernization	G	7/11/2012	1/23/2013	0.00	0.00	1,103,653.00	1,103,653.00	100,304,957.00	Yes
LOS ANGELES	LOS ANGELES UNIFIED	57/64733-16-011	Modernization	G	7/11/2012	3/20/2013	0.00	0.00	34,571.00	34,571.00	100,339,528.00	Yes
SAN DIEGO	SANTEE ELEMENTARY	57/68361-00-012	Modernization	G	7/19/2012	3/20/2013	0.00	0.00	422,704.00	422,704.00	100,762,232.00	Yes
ALAMEDA	OAKLAND UNIFIED	57/61259-00-070	Modernization	G	7/20/2012	3/20/2013	0.00	0.00	261,354.00	261,354.00	101,023,586.00	Yes
CONTRA COSTA	WEST CONTRA COSTA UNIFIED	57/61796-00-045	Modernization	G	7/23/2012	3/20/2013	0.00	0.00	2,071,166.00	2,071,166.00	103,094,752.00	Yes
FRESNO	FRESNO UNIFIED	57/62166-00-139	Modernization	G	7/30/2012	3/20/2013	0.00	0.00	1,720,850.00	1,720,850.00	104,815,602.00	Yes
LOS ANGELES	BALDWIN PARK UNIFIED	57/64287-00-016	Modernization	G	7/30/2012	3/20/2013	0.00	0.00	402,829.00	402,829.00	105,218,431.00	Yes
SAN DIEGO	SAN DIEGO UNIFIED	57/68338-00-229	Modernization	G	7/31/2012	3/20/2013	0.00	0.00	2,237,882.00	2,237,882.00	107,456,313.00	Yes
TULARE	STRATHMORE UNION ELEMENTARY	57/72157-00-003	Modernization	D	7/31/2012	3/20/2013	140,922.00	0.00	264,551.00	405,473.00	107,861,786.00	Yes
LOS ANGELES	CENTINELA VALLEY UNION HIGH	57/64352-00-005	Modernization	G	8/1/2012	3/20/2013	0.00	0.00	1,452,253.00	1,452,253.00	109,314,039.00	Yes
LOS ANGELES	ALHAMBRA UNIFIED	57/75713-00-027	Modernization	G	8/7/2012	3/20/2013	0.00	0.00	421,128.00	421,128.00	109,735,167.00	Yes
MONTEREY	MONTEREY COUNTY OFFICE OF EDUCATION	57/10272-00-001	Modernization	D	8/8/2012	3/20/2013	0.00	0.00	153,819.00	153,819.00	109,888,986.00	Yes
ORANGE	SAVANNA ELEMENTARY	57/66696-00-003	Modernization	G	8/13/2012	3/20/2013	0.00	0.00	2,172,118.00	2,172,118.00	112,061,104.00	Yes
ORANGE	SAVANNA ELEMENTARY	57/66696-00-003	Modernization	G	8/13/2012	8/28/2013	0.00	0.00	697,109.00	697,109.00	112,758,213.00	Yes
NAPA	CALISTOGA JOINT UNIFIED	57/66241-00-003	Modernization	G	8/16/2012	3/20/2013	0.00	0.00	442,693.00	442,693.00	113,200,906.00	Yes
BUTTE	CHICO UNIFIED	57/61424-00-004	Modernization	G	8/17/2012	3/20/2013	0.00	0.00	3,439,355.00	3,439,355.00	116,640,261.00	Yes
CONTRA COSTA	MARTINEZ UNIFIED	57/61739-00-007	Modernization	G	8/17/2012	3/20/2013	0.00	0.00	2,304,026.00	2,304,026.00	118,944,287.00	Yes
LOS ANGELES	CENTINELA VALLEY UNION HIGH	57/64352-00-004	Modernization	G	8/21/2012	3/20/2013	0.00	0.00	3,193,909.00	3,193,909.00	122,138,196.00	Yes
VENTURA	SIMI VALLEY UNIFIED	57/72603-00-029	Modernization	G	8/28/2012	3/20/2013	0.00	0.00	2,993,640.00	2,993,640.00	125,131,836.00	Yes

Unfunded Approvals as of  
December 05, 2016 SAB

County	School District	Application Number	Program	Approval	Received Date	SAB Unfunded Approval	Financial Hardship Apportionment	Loan	State Share	Total Apportionment	Cumulative Total	SAB Approved
GLENN	LAKE ELEMENTARY	57/62596-00-001	Modernization	G	9/11/2012	3/20/2013	308,808.00	0.00	644,216.00	953,024.00	126,084,860.00	Yes
FRESNO	FRESNO UNIFIED	57/62166-00-140	Modernization	G	9/19/2012	3/20/2013	0.00	0.00	1,961,579.00	1,961,579.00	128,046,439.00	Yes
FRESNO	FRESNO UNIFIED	57/62166-00-141	Modernization	G	9/19/2012	3/20/2013	0.00	0.00	5,531,483.00	5,531,483.00	133,577,922.00	Yes
LOS ANGELES	LOS ANGELES UNIFIED	57/64733-00-597	Modernization	G	9/19/2012	3/20/2013	0.00	0.00	1,032,271.00	1,032,271.00	134,610,193.00	Yes
LOS ANGELES	LOS ANGELES UNIFIED	57/64733-00-598	Modernization	G	9/19/2012	3/20/2013	0.00	0.00	550,676.00	550,676.00	135,160,869.00	Yes
LOS ANGELES	LOS ANGELES UNIFIED	57/64733-00-599	Modernization	G	9/19/2012	3/20/2013	0.00	0.00	437,796.00	437,796.00	135,598,665.00	Yes
LOS ANGELES	LOS ANGELES UNIFIED	57/64733-38-022	Modernization	G	9/19/2012	3/20/2013	0.00	0.00	4,360,668.00	4,360,668.00	139,959,333.00	Yes
LOS ANGELES	LOS ANGELES UNIFIED	57/64733-41-006	Modernization	G	9/19/2012	3/20/2013	0.00	0.00	658,522.00	658,522.00	140,617,855.00	Yes
ORANGE	NEWPORT-MESA UNIFIED	57/66597-00-031	Modernization	G	9/19/2012	3/20/2013	0.00	0.00	786,282.00	786,282.00	141,404,137.00	Yes
ORANGE	BREA-OLINDA UNIFIED	57/66449-00-012	Modernization	G	9/25/2012	5/22/2013	0.00	0.00	1,411,697.00	1,411,697.00	142,815,834.00	Yes
SUTTER	MERIDIAN ELEMENTARY	57/71415-00-001	Modernization	D	10/2/2012	5/22/2013	7,900.00	0.00	44,023.00	51,923.00	142,867,757.00	Yes
LOS ANGELES	REDONDO BEACH UNIFIED	57/75341-00-019	Modernization	G	10/3/2012	5/22/2013	0.00	0.00	586,806.00	586,806.00	143,454,563.00	Yes
LOS ANGELES	REDONDO BEACH UNIFIED	57/75341-00-020	Modernization	G	10/3/2012	5/22/2013	0.00	0.00	911,821.00	911,821.00	144,366,384.00	Yes
TULARE	STRATHMORE UNION ELEMENTARY	57/72157-00-003	Modernization	G	10/3/2012	5/22/2013	1,472,372.00	0.00	2,208,558.00	3,680,930.00	148,047,314.00	Yes
SONOMA	DUNHAM ELEMENTARY	57/70672-00-001	Modernization	G	10/5/2012	5/22/2013	429,203.00	0.00	655,954.00	1,085,157.00	149,132,471.00	Yes
FRESNO	FRESNO UNIFIED	50/62166-00-024	New Construction	G	10/9/2012	5/22/2013	0.00	0.00	15,685,743.00	15,685,743.00	164,818,214.00	Yes
CONTRA COSTA	WEST CONTRA COSTA UNIFIED	57/61796-00-047	Modernization	G	10/11/2012	5/22/2013	0.00	0.00	946,931.00	946,931.00	165,765,145.00	Yes
VENTURA	VENTURA COUNTY OFFICE OF EDUCATION	57/10561-00-004	Modernization	G	10/12/2012	5/22/2013	436,839.00	0.00	655,258.00	1,092,097.00	166,857,242.00	Yes
ORANGE	CYPRESS ELEMENTARY	57/66480-00-004	Modernization	G	10/16/2012	5/22/2013	0.00	0.00	1,955,840.00	1,955,840.00	168,813,082.00	Yes
SAN DIEGO	SAN MARCOS UNIFIED	50/73791-00-013	New Construction	G	10/16/2012	5/22/2013	0.00	0.00	3,457,114.00	3,457,114.00	172,270,196.00	Yes
SANTA BARBARA	SOLVANG ELEMENTARY	57/69336-00-002	Modernization	G	10/16/2012	5/22/2013	0.00	0.00	3,549,252.00	3,549,252.00	175,819,448.00	Yes
ORANGE	NEWPORT-MESA UNIFIED	50/66597-00-015	New Construction	G	10/17/2012	5/22/2013	0.00	0.00	6,708,658.00	6,708,658.00	182,528,106.00	Yes
ORANGE	NEWPORT-MESA UNIFIED	57/66597-00-032	Modernization	G	10/17/2012	5/22/2013	0.00	0.00	640,660.00	640,660.00	183,168,766.00	Yes
ORANGE	NEWPORT-MESA UNIFIED	50/66597-00-016	New Construction	G	10/18/2012	5/22/2013	0.00	0.00	2,303,604.00	2,303,604.00	185,472,370.00	Yes
MENDOCINO	MENDOCINO COUNTY OFFICE OF EDUCATION	57/10231-00-001	Modernization	G	10/22/2012	5/22/2013	0.00	0.00	184,346.00	184,346.00	185,656,716.00	Yes
KERN	BAKERSFIELD CITY ELEMENTARY	50/63321-00-026	New Construction	G	10/24/2012	5/22/2013	0.00	0.00	15,473,429.00	15,473,429.00	201,130,145.00	Yes
KERN	BAKERSFIELD CITY ELEMENTARY	50/63321-00-027	New Construction	G	10/24/2012	5/22/2013	0.00	0.00	10,048,623.00	10,048,623.00	211,178,768.00	Yes
RIVERSIDE	VAL VERDE UNIFIED	50/75242-00-026	New Construction	G	10/24/2012	5/22/2013	0.00	0.00	21,621,701.00	21,621,701.00	232,800,469.00	Yes
VENTURA	SIMI VALLEY UNIFIED	57/72603-00-030	Modernization	G	10/24/2012	5/22/2013	0.00	0.00	1,872,262.00	1,872,262.00	234,672,731.00	Yes
FRESNO	FRESNO UNIFIED	50/62166-00-025	New Construction	G	10/25/2012	5/22/2013	0.00	0.00	1,018,414.00	1,018,414.00	235,691,145.00	Yes
FRESNO	FRESNO UNIFIED	50/62166-00-026	New Construction	G	10/25/2012	5/22/2013	0.00	0.00	546,654.00	546,654.00	236,237,799.00	Yes
ORANGE	NEWPORT-MESA UNIFIED	50/66597-00-017	New Construction	G	10/26/2012	5/22/2013	0.00	0.00	2,312,050.00	2,312,050.00	238,549,849.00	Yes
ORANGE	NEWPORT-MESA UNIFIED	50/66597-00-018	New Construction	G	10/26/2012	5/22/2013	0.00	0.00	6,217,866.00	6,217,866.00	244,767,715.00	Yes
ORANGE	NEWPORT-MESA UNIFIED	57/66597-00-033	Modernization	G	10/26/2012	5/22/2013	0.00	0.00	2,012,214.00	2,012,214.00	246,779,929.00	Yes
RIVERSIDE	TEMECULA VALLEY UNIFIED	50/75192-00-039	New Construction	G	10/26/2012	5/22/2013	0.00	0.00	1,563,291.00	1,563,291.00	248,343,220.00	Yes
SONOMA	WINDSOR UNIFIED	50/75358-00-014	New Construction	G	10/26/2012	5/22/2013	0.00	0.00	141,044.00	141,044.00	248,484,264.00	Yes
LOS ANGELES	CULVER CITY UNIFIED	57/64444-00-009	Modernization	G	10/29/2012	5/22/2013	0.00	0.00	2,127,431.00	2,127,431.00	250,611,695.00	Yes
LOS ANGELES	CULVER CITY UNIFIED	57/64444-00-010	Modernization	G	10/29/2012	5/22/2013	0.00	0.00	5,053,092.00	5,053,092.00	255,664,787.00	Yes
SAN MATEO	BURLINGAME ELEMENTARY	57/68882-00-008	Modernization	G	10/29/2012	5/22/2013	0.00	0.00	1,548,512.00	1,548,512.00	257,213,299.00	Yes
SAN MATEO	SEQUOIA UNION HIGH	50/69062-01-003	New Construction	G	10/29/2012	5/22/2013	0.00	0.00	1,478,179.00	1,478,179.00	258,691,478.00	Yes
RIVERSIDE	CORONA-NORCO UNIFIED	50/67033-00-036	New Construction	G	10/30/2012	5/22/2013	0.00	0.00	683,175.00	683,175.00	259,374,653.00	Yes
SAN BERNARDINO	VICTOR VALLEY UNION HIGH	50/67934-00-021	New Construction	G	10/30/2012	5/22/2013	0.00	0.00	3,242,878.00	3,242,878.00	262,617,531.00	Yes
SAN BERNARDINO	VICTOR VALLEY UNION HIGH	50/67934-00-022	New Construction	G	10/30/2012	5/22/2013	0.00	0.00	3,360,869.00	3,360,869.00	265,978,400.00	Yes
SAN DIEGO	SAN MARCOS UNIFIED	50/73791-00-014	New Construction	G	10/30/2012	5/22/2013	0.00	0.00	30,518,867.00	30,518,867.00	296,497,267.00	Yes
SAN DIEGO	SAN MARCOS UNIFIED	57/73791-00-005	Modernization	G	10/30/2012	5/22/2013	0.00	0.00	2,986,827.00	2,986,827.00	299,484,094.00	Yes
SAN MATEO	BELMONT-REDWOOD SHORES ELEMENTARY	57/68866-00-010	Modernization	G	10/30/2012	5/22/2013	0.00	0.00	635,720.00	635,720.00	300,119,814.00	Yes
SANTA CLARA	PALO ALTO UNIFIED	50/69641-00-001	New Construction	G	10/30/2012	5/22/2013	0.00	0.00	4,166,578.00	4,166,578.00	304,286,392.00	Yes
SANTA CLARA	PALO ALTO UNIFIED	50/69641-00-002	New Construction	G	10/30/2012	5/22/2013	0.00	0.00	1,485,437.00	1,485,437.00	305,771,829.00	Yes
SANTA CLARA	PALO ALTO UNIFIED	57/69641-00-029	Modernization	G	10/30/2012	5/22/2013	0.00	0.00	635,554.00	635,554.00	306,407,383.00	Yes
SANTA CLARA	PALO ALTO UNIFIED	57/69641-00-030	Modernization	G	10/30/2012	5/22/2013	0.00	0.00	720,787.00	720,787.00	307,128,170.00	Yes
CONTRA COSTA	SAN RAMON VALLEY UNIFIED	50/61804-01-001	New Construction	G	10/31/2012	6/26/2013	0.00	0.00	612,224.00	612,224.00	307,740,394.00	Yes
CONTRA COSTA	SAN RAMON VALLEY UNIFIED	57/61804-00-021	Modernization	G	10/31/2012	6/26/2013	0.00	0.00	505,811.00	505,811.00	308,246,205.00	Yes
CONTRA COSTA	SAN RAMON VALLEY UNIFIED	57/61804-00-022	Modernization	G	10/31/2012	6/26/2013	0.00	0.00	1,588,327.00	1,588,327.00	309,834,532.00	Yes
LOS ANGELES	CENTINELA VALLEY UNION HIGH	57/64352-00-006	Modernization	G	10/31/2012	6/26/2013	0.00	0.00	7,210,103.00	7,210,103.00	317,044,635.00	Yes

Unfunded Approvals as of  
December 05, 2016 SAB

County	School District	Application Number	Program	Approval	Received Date	SAB Unfunded Approval	Financial Hardship Apportionment	Loan	State Share	Total Apportionment	Cumulative Total	SAB Approved
LOS ANGELES	PALOS VERDES PENINSULA UNIFIED	50/64865-00-006	New Construction	G	10/31/2012	6/26/2013	0.00	0.00	999,139.00	999,139.00	318,043,774.00	Yes
LOS ANGELES	PALOS VERDES PENINSULA UNIFIED	57/64865-00-025	Modernization	G	10/31/2012	6/26/2013	0.00	0.00	1,856,645.00	1,856,645.00	319,900,419.00	Yes
LOS ANGELES	REDONDO BEACH UNIFIED	57/75341-00-021	Modernization	G	10/31/2012	6/26/2013	0.00	0.00	393,067.00	393,067.00	320,293,486.00	Yes
LOS ANGELES	REDONDO BEACH UNIFIED	57/75341-00-022	Modernization	G	10/31/2012	6/26/2013	0.00	0.00	490,014.00	490,014.00	320,783,500.00	Yes
LOS ANGELES	WHITTIER UNION HIGH	57/65128-00-021	Modernization	G	10/31/2012	6/26/2013	0.00	0.00	3,178,351.00	3,178,351.00	323,961,851.00	Yes
ORANGE	TUSTIN UNIFIED	50/73643-00-019	New Construction	G	10/31/2012	6/26/2013	0.00	0.00	5,930,954.00	5,930,954.00	329,892,805.00	Yes
SAN DIEGO	SOLANA BEACH ELEMENTARY	50/68387-00-002	New Construction	G	10/31/2012	6/26/2013	0.00	0.00	11,562,358.00	11,562,358.00	341,455,163.00	Yes
SAN JOAQUIN	LAMMERSVILLE JOINT UNIFIED	50/76760-00-006	New Construction	G	10/31/2012	6/26/2013	0.00	0.00	10,815,703.00	10,815,703.00	352,270,866.00	Yes
SANTA CLARA	FRANKLIN-MCKINLEY ELEMENTARY	57/69450-00-009	Modernization	G	10/31/2012	6/26/2013	0.00	0.00	511,489.00	511,489.00	352,782,355.00	Yes
SANTA CLARA	GILROY UNIFIED	57/69484-00-008	Modernization	G	10/31/2012	6/26/2013	0.00	0.00	725,354.00	725,354.00	353,507,709.00	Yes
LOS ANGELES	CENTINELA VALLEY UNION HIGH	50/64352-02-001	New Construction	G	10/31/2012	7/10/2013	0.00	0.00	16,505,991.00	16,505,991.00	370,013,700.00	Yes
<b>Total</b>							<b>2,929,595</b>	<b>0</b>	<b>367,084,105</b>	<b>370,013,700</b>		



SFP APPLICATIONS  
New Construction Acknowledged Applications Received Past Existing Authority as of December 31, 2016

District	County	Site Name	DSA Number	50-04 Date Received	Estimated State Grant (a)	Estimated Financial Hardship (b)
Brittan Elementary	Sutter	Brittan Elementary	02-112298	11/09/12	\$ 2,081,873	\$ 2,081,873
Kings River-Hardwick Union Elementary	Kings	Kings River-Hardwick Elementary	Site / Design	11/19/12	\$ 667,523	\$ 667,523
Rockford Elementary	Tulare	Rockford Elementary	Site / Design	11/19/12	\$ 701,504	\$ 701,504
Fresno County Office of Education	Fresno	Violet Heintz Education Academy	02-112647	11/20/12	\$ 2,439,009	\$ -
Fowler Unified	Fresno	Casa Blanca Continuation	02-112629	11/21/12	\$ 1,738,469	\$ -
Alpaugh Unified	Tulare	Alpaugh Junior-Senior High	02-112420	12/21/12	\$ 2,275,309	\$ 2,275,309
Citrus South Tule Elementary	Tulare	Citrus South Tule Elementary	Site / Design	12/21/12	\$ 128,895	\$ 128,895
Ventura County Office Of Education	Ventura	Camarillo (Adolfo) High	03-114516	02/04/13	\$ 5,803,079	\$ 5,803,079
Solano County Office Of Education	Solano	T.C. McDaniel Elementary	02-110746	02/14/13	\$ 3,284,255	\$ 3,284,255
Westside Union	Los Angeles	Anaverde Hills	03-114345	02/20/13	\$ 18,164,691	\$ -
Los Banos Unified	Merced	Mercej Springs Elementary	02-112740	04/17/13	\$ 4,949,986	\$ -
Kingsburg Joint Union Elementary	Fresno	Lincoln Elementary	Site / Design	04/23/13	\$ 212,920	\$ 212,920
Kingsburg Joint Union Elementary	Fresno	Roosevelt Elementary	Site / Design	04/23/13	\$ 212,920	\$ 212,920
Kingsburg Joint Union Elementary	Fresno	Washington Elementary	Site / Design	04/23/13	\$ 212,920	\$ 212,920
Kingsburg Joint Union Elementary	Fresno	Rafer Johnson Jr. High	Site / Design	04/23/13	\$ 425,779	\$ 425,779
Kingsburg Joint Union Elementary	Fresno	Reagan Elementary	Site / Design	04/23/13	\$ 212,920	\$ 212,920
Val Verde Unified	Riverside	Southeast High	04-112758	05/08/13	\$ 11,585,961	\$ -
Val Verde Unified	Riverside	Southeast High	04-112778	05/08/13	\$ 9,798,631	\$ -
Patterson Joint Unified	Stanislaus	Patterson High	02-111260	05/15/13	\$ 373,498	\$ -
Val Verde Unified	Riverside	Southeast High	04-112759	05/20/13	\$ 922,128	\$ -
Chula Vista Elementary	San Diego	Otay Village #11	04-108815	05/30/13	\$ 11,238,424	\$ -
Kerman Unified	Fresno	Kerman High	02-112979	06/07/13	\$ 249,573	\$ -
Fremont Unified	Alameda	Mission San Jose High	02-111929	07/02/13	\$ 3,907,627	\$ -
Desert Sands Unified	Riverside	Indio High	04-111505	07/11/13	\$ 524,309	\$ -
Martinez Unified	Contra Costa	Alhambra Senior High	01-112896	07/18/13	\$ 457,419	\$ -
Chaffey Joint Union High	San Bernardino	Ontario High	04-112709	07/25/13	\$ 7,525,455	\$ -
Long Beach Unified	Los Angeles	Roosevelt Elementary	03-114696	07/30/13	\$ 4,613,044	\$ -
Corona-Norco Unified	Riverside	Harada Elementary	04-112685	08/12/13	\$ 1,021,016	\$ -
Corona-Norco Unified	Riverside	Louis VanderMolen Elementary	04-112684	08/12/13	\$ 831,447	\$ -
Tulare Joint Union High	Tulare	Mission Oak High	02-113020	08/13/13	\$ 2,947,751	\$ -
Corona-Norco Unified	Riverside	Centennial High	04-112837	08/15/13	\$ 344,417	\$ -
Clovis Unified	Fresno	Clovis High	02-112703	08/16/13	\$ 1,259,919	\$ -
Clovis Unified	Fresno	Clovis West High	02-112732	08/16/13	\$ 7,107,173	\$ -
Mission Union Elementary	Monterey	Mission Elementary	Site / Design	08/16/13	\$ 170,401	\$ 170,401
Fremont Union High	Santa Clara	Cupertino High	01-112582	08/16/13	\$ 551,858	\$ -
Greenfield Union	Kern	Plantation Elementary	03-115092	08/20/13	\$ 273,645	\$ -
Belmont-Redwood Shores Elementary	San Mateo	Central Elementary	01-112837	08/20/13	\$ 675,040	\$ -
Placentia Yorba Linda Unified	Orange	Valencia High	04-112735	08/23/13	\$ 450,162	\$ -
Irvine Unified	Orange	PA 40 Elementary	04-112728	08/28/13	\$ 24,224,567	\$ -
Grossmont Union High	San Diego	Merit Academy	04-112796	08/30/13	\$ 1,677,909	\$ -
Windsor Unified	Sonoma	Brooks Elementary	01-112200	09/05/13	\$ 2,663,345	\$ -
San Ramon Valley Unified	Contra Costa	Monte Vista High	01-112474	09/23/13	\$ 3,132,013	\$ -
Solvang Elementary	Santa Barbara	Solvang Elementary	03-115152	09/23/13	\$ 237,510	\$ -

SFP APPLICATIONS  
New Construction Acknowledged Applications Received Past Existing Authority as of December 31, 2016

District	County	Site Name	DSA Number	50-04 Date Received	Estimated State Grant (a)	Estimated Financial Hardship (b)
Lagunita Elementary	Monterey	Lagunita Elementary	Site / Design	09/27/13	\$ 111,308	\$ 111,308
Grossmont Union High	San Diego	Helix High	04-111073	10/02/13	\$ 1,309,376	\$ -
Mendota Unified	Fresno	New Elementary	02-112865	10/03/13	\$ 12,116,264	\$ -
Santa Maria Joint Union High	Santa Barbara	Santa Maria High	03-114673	10/23/13	\$ 7,596,767	\$ -
Ross Valley	Marin	White Hill Middle	01-112496	10/28/13	\$ 2,921,301	\$ -
Fresno Unified	Fresno	Robinson Elementary	02-113125	10/31/13	\$ 946,165	\$ -
Fresno Unified	Fresno	McLane High	02-112798	10/31/13	\$ 6,470,197	\$ -
Burton Elementary	Tulare	New K-8 School	02-113024	10/31/13	\$ 6,837,953	\$ 6,837,953
Contra Costa County Office of Education	Contra Costa	Special Education Center	01-113469	12/17/13	\$ 1,068,204	\$ 1,068,204
Lake Elementary	Glenn	Lake Elementary	02-112723	12/20/13	\$ 3,154,164	\$ 3,154,164
Irvine Unified	Orange	Northwood High	04-112787	01/10/14	\$ 4,141,489	\$ -
Visalia Unified	Tulare	Visalia Technical Educational Center	02-112833	02/24/14	\$ 2,496,746	\$ 2,496,746
Maple Elementary	Kern	Maple Elementary	Site / Design	03/06/14	\$ 99,210	\$ 99,210
West Contra Costa Unified	Contra Costa	Valley View Elementary	01-112941	03/14/14	\$ 2,289,339	\$ -
Amador County Office of Education	Amador	Argonaut High	02-112873	03/18/14	\$ 739,554	\$ 739,554
Amador County Office of Education	Amador	Plymouth Elementary	02-112839	03/18/14	\$ 551,617	\$ 551,617
Monterey County Office of Education	Monterey	Salinas Community	Site / Design	03/26/14	\$ 700,972	\$ 700,972
Pleasant View Elementary	Tulare	Pleasant View Elementary	Site / Design	04/01/14	\$ 433,559	\$ 433,559
Fremont Union High	Santa Clara	Monta Vista High	01-112786	04/16/14	\$ 3,388,867	\$ -
Island Union Elementary	Kings	Island Elementary	02-112889	04/24/14	\$ 5,532,142	\$ 5,532,142
Island Union Elementary	Kings	Island Elementary	02-112889	04/24/14	\$ 1,425,764	\$ 1,425,764
Amador County Office of Education	Amador	Jackson Junior High	02-112872	05/12/14	\$ 1,624,930	\$ 1,624,930
Fresno Unified	Fresno	Easterby Elementary	02-112685	05/21/14	\$ 545,684	\$ -
Sequoia Union High	San Mateo	Carlmont High	01-113464	05/21/14	\$ 1,987,633	\$ 1,987,633
Liberty Elementary	Tulare	Liberty Elementary	02-113422	05/23/14	\$ 871,725	\$ -
Anaheim City	Orange	John Marshall Elementary	04-112164	06/18/14	\$ 12,144,781	\$ -
Kings Canyon Unified	Fresno	Orange Cove High	02-112996	06/25/14	\$ 304,817	\$ -
Poway Unified	San Diego	Design 39 Campus	04-112542	07/03/14	\$ 17,197,527	\$ -
Kings Canyon Joint Unified	Fresno	Orange Cove High	02-113052	07/09/14	\$ 1,149,263	\$ -
Los Banos Unified	Merced	Los Banos New Elementary	02-111731	07/11/14	\$ 10,118,173	\$ -
Yuba County Office of Education	Yuba	Thomas E. Mathews Community	Site / Design	07/22/14	\$ 263,909	\$ 263,909
Yuba County Office of Education	Yuba	Goldfield	Site / Design	07/22/14	\$ 100,343	\$ 100,343
Yuba County Office of Education	Yuba	Special Education School 1	Site / Design	07/22/14	\$ 50,171	\$ 50,171
Yuba County Office of Education	Yuba	Special Education School 2	Site / Design	07/22/14	\$ 33,448	\$ 33,448
Yuba County Office of Education	Yuba	Special Education School 3	Site / Design	07/22/14	\$ 50,171	\$ 50,171
Yuba County Office of Education	Yuba	Special Education School 4	Site / Design	07/22/14	\$ 50,171	\$ 50,171
Yuba County Office of Education	Yuba	Special Education School 5	Site / Design	07/22/14	\$ 50,171	\$ 50,171
Yuba County Office of Education	Yuba	Special Education School 6	Site / Design	07/22/14	\$ 50,171	\$ 50,171
Yuba County Office of Education	Yuba	Special Education School 7	Site / Design	07/22/14	\$ 50,171	\$ 50,171
Firebaugh-Las Deltas Unified	Fresno	Mills (Arthur E.) Intermediate	02-113682	07/31/14	\$ 698,891	\$ -
Marin County Office of Education	Marin	Marin Community	01-113527	08/14/14	\$ 1,384,599	\$ -
Bakersfield City Elementary	Kern	Dr. Douglas K. Fletcher Elementary	03-115270	08/14/14	\$ 695,338	\$ -
Bakersfield City Elementary	Kern	Sequoia Middle	03-114991	08/14/14	\$ 1,712,171	\$ -

## SFP APPLICATIONS

New Construction Acknowledged Applications Received Past Existing Authority as of December 31, 2016

District	County	Site Name	DSA Number	50-04 Date Received	Estimated State Grant (a)	Estimated Financial Hardship (b)
Kings Canyon Joint Unified	Fresno	Alta Elementary	02-113113	08/15/14	\$ 688,536	\$ -
Sequoia Union High	San Mateo	Myrtle Street	01-113687	08/18/14	\$ 7,776,965	\$ -
San Ramon Valley Unified	Contra Costa	Gale Ranch Middle	01-113960	08/20/14	\$ 430,669	\$ -
San Ramon Valley Unified	Contra Costa	Dougherty Valley High	01-113900	08/20/14	\$ 1,443,278	\$ -
Washington Colony Elementary	Fresno	Washington Colony Elementary	01-112928	08/20/14	\$ 2,041,509	\$ 2,041,509
Templeton Unified	San Luis Obispo	Templeton Elementary	01-113980	08/20/14	\$ 878,666	\$ -
Oxnard Elementary	Ventura	Southwest (Seabridge)	Site / Design	08/25/14	\$ 1,339,884	\$ 1,339,884
Grossmont Union High	San Diego	Elite Academy	04-113207	09/02/14	\$ 2,460,690	\$ -
Irvine Unified	Orange	Irvine High	04-113202	09/02/14	\$ 5,590,756	\$ -
Clovis Unified	Fresno	Clark Intermediate	02-113391	09/05/14	\$ 3,290,311	\$ -
Dublin Unified	Alameda	J.M. Amador Elementary	01-113160	09/19/14	\$ 28,892,902	\$ -
Clovis Unified	Fresno	Sierra Vista Elementary	02-113352	09/23/14	\$ 278,411	\$ -
Ripon Unified	San Joaquin	Weston Elementary	02-113467	09/25/14	\$ 5,966,707	\$ -
Etiwanda Elementary	San Bernardino	David W. Long Elementary	04-113465	10/23/14	\$ 1,375,453	\$ -
Newhall Elementary	Los Angeles	Newhall Elementary	03-115399	10/30/14	\$ 4,665,911	\$ -
Newhall Elementary	Los Angeles	Old Orchard Elementary	03-115593	10/30/14	\$ 4,193,942	\$ -
Central Unified	Fresno	New High	02-112563	10/31/14	\$ 41,987,011	\$ -
Oxnard Elementary	Ventura	Harrington Elementary	03-115469	11/14/14	\$ 9,322,760	\$ -
Plaza Elementary	Glenn	Plaza Elementary	Site / Design	12/03/14	\$ 112,943	\$ 112,943
Liberty Elementary	Tulare	Liberty Elementary	Site / Design	12/03/14	\$ 1,648,176	\$ 1,648,176
Visalia Unified	Tulare	Redwood High	02-113432	12/03/14	\$ 6,425,099	\$ -
Los Banos Unified	Merced	New Middle	02-111735	12/23/14	\$ 13,539,672	\$ -
Monterey County Office of Education	Monterey	Salinas Community	01-114252	12/30/14	\$ 2,450,677	\$ 2,450,677
Manzanita Elementary	Butte	Manzanita Elementary	02-113480	12/30/14	\$ 2,636,158	\$ 2,636,158
Pixley Union Elementary	Tulare	Pixley Elementary	02-113784	12/30/14	\$ 2,992,334	\$ 2,992,334
Pixley Union Elementary	Tulare	Pixley Middle	02-113766	12/30/14	\$ 1,532,724	\$ 1,532,724
Irvine Unified	Orange	Portola Springs High	04-113246	01/08/15	\$ 121,135,763	\$ -
Ducor Union Elementary	Tulare	Ducor Elementary	02-113366	01/13/15	\$ 2,233,262	\$ -
Sulphur Springs Union Elementary	Los Angeles	Pinetree Community Elementary	03-115358	01/28/15	\$ 3,729,603	\$ -
Long Beach Unified	Los Angeles	David Starr Jordan High	03-115492	02/05/15	\$ 14,485,332	\$ -
Long Beach Unified	Los Angeles	David Starr Jordan High	03-115320	02/05/15	\$ 8,971,257	\$ -
Oxnard Elementary	Ventura	Drifill Elementary	03-115282	02/09/15	\$ 1,498,806	\$ -
McFarland Unified	Kern	New Elementary	03-115530	02/23/15	\$ 7,976,236	\$ -
Elk Grove Unified	Sacramento	Dillard Elementary	02-112796	03/23/15	\$ 4,694,105	\$ -
Fremont Union High	Santa Clara	Homestead High	01-113635	03/25/15	\$ 1,919,159	\$ -
Chaffey Joint Union High	San Bernardino	Rancho Cucamonga High	04-113455	04/03/15	\$ 1,546,963	\$ -
Chaffey Joint Union High	San Bernardino	Etiwanda High	04-113454	04/03/15	\$ 2,060,959	\$ -
Santa Maria-Bonita	Santa Barbara	Acquistapace	03-115248	04/10/15	\$ 1,576,344	\$ -
Santa Maria-Bonita	Santa Barbara	Tommie Knust	03-115445	04/10/15	\$ 3,473,080	\$ -
Irvine Unified	Orange	Portola Springs Elementary	04-113427	04/13/15	\$ 29,024,728	\$ -
Sulpher Springs Union Elementary	Los Angeles	Valley View Elementary	03-115283	04/28/15	\$ 5,361,269	\$ -
Irvine Unified	Orange	Beacon Park	04-113304	04/29/15	\$ 36,311,027	\$ -
Chaffey Joint Union High	San Bernardino	Alta Loma High	04-113519	05/01/15	\$ 2,586,820	\$ -

## SFP APPLICATIONS

New Construction Acknowledged Applications Received Past Existing Authority as of December 31, 2016

District	County	Site Name	DSA Number	50-04 Date Received	Estimated State Grant (a)	Estimated Financial Hardship (b)
Chaffey Joint Union High	San Bernardino	Ontario High	04-113473	05/07/15	\$ 2,848,286	\$ -
San Dieguito Union High	San Diego	Pacific Trails Middle	04-113169	05/08/15	\$ 14,162,706	\$ -
Burrel Union Elementary	Fresno	Burrel Elementary	Site / Design	05/22/15	\$ 161,819	\$ 161,819
Temple City Unified	Los Angeles	Doug Sears Learning Center	03-115535	06/19/15	\$ 421,788	\$ -
Irvine Unified	Orange	Northwood High (Culinary Arts)	04-113952	07/22/15	\$ 422,315	\$ -
Irvine Unified	Orange	Creekside High (Culinary Arts)	04-113761	07/22/15	\$ 467,937	\$ -
Sequoia Union High	San Mateo	Menlo-Atherton High	01-114285	07/29/15	\$ 2,253,052	\$ -
Alisal Union Elementary	Monterey	Bardin Elementary	01-114545	07/30/15	\$ 1,045,845	\$ 1,045,845
Solano County Office of Education	Solano	Armijo High	02-113466	08/03/15	\$ 907,859	\$ 907,859
Palm Springs Unified	Riverside	Cielo Vista Charter	04-114172	08/03/15	\$ 898,611	\$ -
Oxnard Union High	Ventura	Rancho Campana High	03-114964	08/03/15	\$ 19,007,811	\$ -
San Marcos Unified	San Diego	Double Peak	04-113219	08/03/15	\$ 33,875,731	\$ -
Irvine Unified	Orange	Jeffrey Trail Middle	04-114265	08/05/15	\$ 1,084,008	\$ -
Irvine Unified	Orange	Cypress Village Elemetnary	04-114248	08/05/15	\$ 1,214,046	\$ -
Santa Maria Joint Union High	Santa Barbara	Santa Maria High	03-114673	08/06/15	\$ 1,318,143	\$ -
Downey Unified	Los Angeles	Warren High	03-116343	08/12/15	\$ 843,116	\$ -
Fresno Unified	Fresno	Baird Middle	02-112949	08/17/15	\$ 1,511,477	\$ -
Merced City Elementary	Merced	Charles Wright Elementary	02-114296	08/17/15	\$ 176,289	\$ -
Merced City Elementary	Merced	John Muir Elementar	02-114244	08/17/15	\$ 381,806	\$ -
Merced City Elementary	Merced	Burbank Elementary	02-114245	08/17/15	\$ 352,578	\$ -
Merced City Elementary	Merced	Rivera Elementary	02-113676	08/17/15	\$ 4,986,205	\$ -
Sanger Unified	Fresno	Sanger High	02-114327	08/19/15	\$ 911,498	\$ -
Brawley Elementary	Imperial	Barbara Worth Junior High	04-113280	08/25/15	\$ 1,885,262	\$ -
Larkspur-Corte Madera	Marin	The Cove	01-114466	08/28/15	\$ 1,458,371	\$ -
Dehesa	San Diego	Dehesa Elementary	04-113540	08/31/15	\$ 2,307,697	\$ -
Fremont Unified	Alameda	Azeveda (Joseph) Elementary	01-114702	09/18/15	\$ 1,267,007	\$ -
Fremont Unified	Alameda	Mattos (John G.) Elementary	01-114735	09/18/15	\$ 1,609,445	\$ -
Santa Maria Joint Union High	Santa Barbara	Pioneer Valley High	03-115365	09/18/15	\$ 3,096,791	\$ -
Clovis Unified	Fresno	Temperance Clinton Elementary	02-113877	09/22/15	\$ 11,013,334	\$ -
Newport-Mesa Unified	Orange	Newport Harbor High	04-114028	09/22/15	\$ 1,958,164	\$ -
Victor Elementary	San Bernardino	Arrowhead Elementary	04-113832	09/28/15	\$ 8,368,156	\$ -
Grossmont Union High	San Diego	Monte Vista High	04-113960	10/01/15	\$ 2,354,183	\$ -
Riverdale Joint Unified	Fresno	Riverdale High	02-113908	10/01/15	\$ 1,807,435	\$ -
Sanger Unified	Fresno	Madison Elementary	02-113377	10/05/15	\$ 1,074,793	\$ -
Ventura County Office Of Education	Ventura	Gateway Community	Site / Design	10/09/15	\$ 579,414	\$ 579,414
Shiloh Elementary	Stanislaus	Shiloh Elementary	02-114062	10/19/15	\$ 2,512,441	\$ 2,512,441
Fremont Unified	Alameda	Irvington High	01-114765	10/29/15	\$ 4,594,786	\$ -
Grossmont Union High	San Diego	Valhala High	04-113708	10/29/15	\$ 3,637,651	\$ -
Chico Unified	Butte	Marsh (Harry M.) Junior High	02-114124	10/30/15	\$ 1,275,872	\$ -
Chico Unified	Butte	Marsh (Harry M.) Junior High	02-113742	10/30/15	\$ 756,264	\$ -
Chico Unified	Butte	Chico Junior High	02-114107	10/30/15	\$ 1,279,581	\$ -
Salinas Union High	Monterey	New High #5	01-114259	10/30/15	\$ 27,868,174	\$ -
Palm Springs Unified	Riverside	Raymond Cree Middle	04-114233	10/30/15	\$ 2,750,081	\$ -

## SFP APPLICATIONS

New Construction Acknowledged Applications Received Past Existing Authority as of December 31, 2016

District	County	Site Name	DSA Number	50-04 Date Received	Estimated State Grant (a)	Estimated Financial Hardship (b)
Elk Grove Unified	Sacramento	Anatolia II Elementary	02-113761	10/30/15	\$ 10,523,365	\$ -
Orange County Office of Education	Orange	Community School #9	04-113327	11/02/15	\$ 8,081,118	\$ 8,081,118
Grossmont Union High	San Diego	Granite Hills High	04-113605	11/02/15	\$ 1,911,287	\$ -
Centinela Valley Union High	Los Angeles	Lawndale High	03-115691	11/13/15	\$ 4,312,904	\$ -
Sundale Union Elementary	Tulare	Sundale Elementary	Site / Design	11/20/15	\$ 610,993	\$ 610,993
Oak Valley Union Elementary	Tulare	Oak Valley Elementary	Site / Design	12/01/15	\$ 144,393	\$ 144,393
Rocklin Unified	Placer	Granite Oaks Middle	02-114177	12/29/15	\$ 3,254,316	\$ -
Roseville City Elementary	Placer	W-70 Elementary	02-113793	01/27/16	\$ 10,788,257	\$ -
Raisin City Elementary	Fresno	Raisin City Elementary	02-113367	03/10/16	\$ 3,432,211	\$ 3,432,211
Visalia Unified	Tulare	New Visalia Middle	02-113561	03/29/16	\$ 14,595,102	\$ -
Porterville Unified	Tulare	Bellevue Elementary	02-113645	03/29/16	\$ 3,109,204	\$ -
Sequoia Union High	San Mateo	Sequoia High	01-115084	04/05/16	\$ 434,090	\$ -
Sequoia Union High	San Mateo	Carlmont High	01-114757	04/06/16	\$ 4,944,150	\$ -
Clay Joint Elementary	Fresno	Clay Elementary	Site / Design	04/11/16	\$ 27,648	\$ 27,648
Natomas Unified	Sacramento	Natomas Star Academy Charter	04-114221	04/12/16	\$ 8,516,798	\$ -
San Ramon Valley Unified	Contra Costa	Dougherty Valley High	01-113615	04/14/16	\$ 3,876,640	\$ -
Sanger Unified	Fresno	John Wash	02-114376	04/25/16	\$ 2,135,713	\$ -
Downey Unified	Los Angeles	Warren High	03-116360	04/25/16	\$ 1,352,648	\$ -
San Ramon Valley Unified	Contra Costa	Bella Vista Elementary	01-113615	05/06/16	\$ 10,475,215	\$ -
Chaffey Joint Union High	San Bernardino	Chaffey High	04-113840	05/12/16	\$ 12,742,660	\$ -
Irvine Unified	Orange	Portola Springs Elementary	04-114873	06/01/16	\$ 1,368,069	\$ -
Santa Rita Union Elementary	Monterey	Kantro K-8 Site	Site / Design	06/02/16	\$ 1,063,400	\$ 1,063,400
Santa Rita Union Elementary	Monterey	Sbrana K-5 Site	Site / Design	06/02/16	\$ 691,210	\$ 691,210
Sequoia Union High	San Mateo	Sequoia High	04-114653	06/28/16	\$ 6,634,916	\$ -
Santa Rita Union Elementary	Monterey	Bolsa Knolls Middle	01-115907	07/01/16	\$ 1,750,112	\$ -
Sequoia Union High	San Mateo	Menlo-Atherton High	01-114633	07/14/16	\$ 5,397,612	\$ -
Alisal Union	Monterey	Frank Paul Elementary	01-115245	07/18/16	\$ 3,533,592	\$ -
Atwater Elementary	Merced	Thomas Olaeta Elementary	02-115021	07/22/16	\$ 284,183	\$ -
Atwater Elementary	Merced	Shaffer Elementary	02-115028	07/22/16	\$ 304,341	\$ -
Elk Grove Unified	Sacramento	Laguna Ridge North Elementary	02-114712	07/22/16	\$ 13,701,560	\$ -
Bonsall Unified	San Diego	Norman L. Sullivan Middle	04-114116	07/22/16	\$ 3,512,633	\$ -
William S. Hart Union High	Los Angeles	Canyon High	03-114546	07/25/16	\$ 2,130,791	\$ -
Fresno Unified	Fresno	Figarden Elementary	02-113463	07/27/16	\$ 5,329,654	\$ -
Irvine Unified	Orange	Cypress Village Elementary	04-114854	08/01/16	\$ 840,177	\$ -
Irvine Unified	Orange	PA 5B Elementary	04-114406	08/01/16	\$ 48,885,049	\$ -
Temple City Unified	Los Angeles	Temple City High	03-115901	08/02/16	\$ 4,797,087	\$ -
Palm Springs Unified	Riverside	Katherine Finchy Elementary	04-114659	08/03/16	\$ 405,383	\$ -
Palm Springs Unified	Riverside	Landau Elementary	04-114771	08/03/16	\$ 1,694,162	\$ -
Palm Springs Unified	Riverside	Rio Vista Elementary	04-114658	08/03/16	\$ 311,307	\$ -
Palm Springs Unified	Riverside	Sunny Sands Elementary	04-114852	08/03/16	\$ 745,318	\$ -
Palm Springs Unified	Riverside	Cabot Yerxa Elementary	04-114738	08/03/16	\$ 345,893	\$ -
Palm Springs Unified	Riverside	Cathedral City Elementary	04-114822	08/03/16	\$ 675,356	\$ -
Palm Springs Unified	Riverside	Bella Vista Elementary	04-114694	08/03/16	\$ 513,115	\$ -

SFP APPLICATIONS  
New Construction Acknowledged Applications Received Past Existing Authority as of December 31, 2016

District	County	Site Name	DSA Number	50-04 Date Received	Estimated State Grant (a)	Estimated Financial Hardship (b)
Perris Elementary	Riverside	Clearwater Elementary	04-114015	08/05/16	\$ 13,248,706	\$ -
Bakersfield City	Kern	Voorhies Elementary	03-116818	08/11/16	\$ 3,131,294	\$ -
Azusa Unified	Los Angeles	Ellington (Alice M.) Elementary	03-116787	08/11/16	\$ 67,146	\$ -
Fairfield-Suisun Unified	Solano	Public Safety Academy	02-114761	08/11/16	\$ 1,827,438	\$ -
Palm Springs Unified	Riverside	Two Bunch Palms Elementary	04-115027	08/12/16	\$ 322,130	\$ -
Panama-Buena Vista Union	Kern	Sing Lum Elementary	03-115922	08/15/16	\$ 8,670,323	\$ -
Etiwanda Elementary	San Bernardino	Elementary #13	04-114120	08/15/16	\$ 14,723,388	\$ -
Guadalupe Union Elementary	Santa Barbara	New Middle	03-112280	08/15/16	\$ 9,257,602	\$ 9,257,602
Natomas Unified	Sacramento	Bannon Creek Elementary	02-114701	08/16/16	\$ 5,130,731	\$ -
Burlingame	San Mateo	Burlingame Intermediate	01-114182	08/18/16	\$ 4,172,996	\$ -
Burlingame	San Mateo	Hoover Elementary	01-113088	08/18/16	\$ 5,857,336	\$ -
Riverside Unified	Riverside	Riverside STEM Academy	04-115221	08/24/16	\$ 433,548	\$ -
Riverside Unified	Riverside	Jefferson Elementary	04-115095	08/24/16	\$ 298,052	\$ -
Riverside Unified	Riverside	Castle View Elementary	04-115094	08/24/16	\$ 298,052	\$ -
Fremont Unified	Alameda	Warm Springs Elementary	01-115100	08/29/16	\$ 3,982,591	\$ -
Liberty Union High	Contra Costa	Liberty High	01-114751	09/14/16	\$ 2,641,853	\$ -
Whittier City Elementary	Los Angeles	Wallen L. Andrews Elementary	03-116465	09/15/16	\$ 2,246,232	\$ -
Whittier City Elementary	Los Angeles	Phelan (Daniel) Elementary	03-117102	09/16/16	\$ 657,687	\$ -
Kerman Unified	Fresno	Kerman Middle	02-114872	09/21/16	\$ 285,059	\$ -
Madera Unified	Madera	New K-6 Elementary	02-114713	09/29/16	\$ 11,061,576	\$ -
Pleasant View Elementary	Tulare	Pleasant View Elementary	02-114467	09/29/16	\$ 2,167,795	\$ 2,167,795
Capistrano Unified	Orange	San Clemente High	04-115033	10/25/16	\$ 8,245,250	\$ -
Capistrano Unified	Orange	San Juan Hills High	04-115069	10/25/16	\$ 7,787,489	\$ -
Pioneer Union Elementary	Kings	Pioneer Elementary	02-114826	10/26/16	\$ 4,209,023	\$ -
Merced City Elementary	Merced	Peterson Elementary	02-115340	10/26/16	\$ 688,623	\$ -
Los Banos Unified	Merced	Mercey Springs Elementary	02-114749	10/27/16	\$ 4,541,534	\$ -
Chaffey Joint Union High	San Bernardino	Rancho Cucamonga High	04-114225	10/27/16	\$ 1,550,656	\$ -
Fresno Unified	Fresno	Turner Elementary	02-113543	10/28/16	\$ 2,583,331	\$ -
Sanger Unified	Fresno	Sanger Academy Charter	02-114088	10/28/16	\$ 1,479,506	\$ -
Manteca Unified	San Joaquin	Shasta Elementary	02-114603	10/28/16	\$ 2,125,184	\$ -
Manteca Unified	San Joaquin	Lathrop Elementary	02-114498	10/28/16	\$ 2,664,827	\$ -
Manteca Unified	San Joaquin	Sequoia Elementary	02-114509	10/28/16	\$ 2,204,786	\$ -
Central Union High	Imperial	Phoenix Rising High	04-115280	10/31/16	\$ 451,336	\$ -
Heber Elementary	Imperial	Dogwood Elementary	04-115443	10/31/16	\$ 1,860,857	\$ 1,860,857
Sequoia Union High	San Mateo	Menlo-Atherton High	01-115680	10/31/16	\$ 2,925,101	\$ -
Ceres Unified	Stanislaus	Ceres High	02-114716	10/31/16	\$ 1,470,319	\$ -
Windsor Unified	Sonoma	Windsor Oaks Academy	01-115611	10/31/16	\$ 2,080,707	\$ -
Dinuba Unified	Tulare	New High	Site / Design	10/31/16	\$ 4,960,161	\$ 4,960,161
Lancaster Elementary	Los Angeles	Endeavour Middle	03-116476	11/01/16	\$ 1,348,370	\$ -
Tipton Elementary	Tulare	Tipton Elementary	02-114729	11/22/16	\$ 2,469,016	\$ -
Long Beach Unified	Los Angeles	Browning High	03-115308	12/12/16	\$ 13,561,172	\$ -
Santa Maria-Bonita	Santa Barbara	Ida Redmond Taylor Elementary	03-115439	12/19/16	\$ 1,658,904	\$ -
Santa Maria-Bonita	Santa Barbara	Liberty Elementary	03-115440	12/19/16	\$ 1,658,904	\$ -

SFP APPLICATIONS

New Construction Acknowledged Applications Received Past Existing Authority as of December 31, 2016

District	County	Site Name	DSA Number	50-04 Date Received	Estimated State Grant (a)	Estimated Financial Hardship (b)
William S. Hart Union HSD	Los Angeles	Castaic High	03-115045	12/29/16	\$ 62,878,933	\$ -
					\$ 1,269,065,353	\$ 96,111,953
<b>Total New Construction applications acknowledged by SAB:</b>			<b>259</b>			<b>\$ 1,365,177,306</b>

SFP APPLICATIONS  
Modernization Acknowledged Applications Received Past Existing Authority as of December 31, 2016

District	County	Site Name	DSA Number	50-04 Date Received	Estimated State Grant (a)	Estimated Financial Hardship (b)
Kings River-Hardwick Union Elementary	Kings	Kings River-Hardwick Elementary	Site / Design	11/19/12	\$ 40,500	\$ 27,000
Rockford Elementary	Tulare	Rockford Elementary	Site / Design	11/19/12	\$ 54,815	\$ 36,543
Coalinga/Huron Joint Unified	Fresno	Coalinga High	02-112226	11/29/12	\$ 3,444,966	\$ -
Simi Valley Unified	Ventura	Royal High	03-112631	12/17/12	\$ 2,163,029	\$ 1,442,019
Ventura County Office of Education	Ventura	Dorothy Boswell	03-114402	12/18/12	\$ 651,640	\$ 434,427
Meridian Elementary	Sutter	Meridian Elementary	02-112510	12/19/12	\$ 409,086	\$ 272,724
Antioch Unified	Contra Costa	Antioch Middle	01-112369	12/20/12	\$ 3,195,182	\$ -
Ventura County Office of Education	Ventura	Carl Dwire Special	03-114395	12/24/12	\$ 962,427	\$ 641,618
Maple Elementary	Kern	Maple Elementary	03-114419	01/07/13	\$ 1,480,346	\$ 986,897
Sunnyside Union Elementary	Tulare	Sunnyside Elementary	02-112632	01/15/13	\$ 321,118	\$ -
Washington Unified	Fresno	Washington High	02-112370	01/28/13	\$ 1,567,059	\$ -
Walnut Valley Unified	Los Angeles	Chaparral Middle	03-114376	01/30/13	\$ 4,564,665	\$ -
Temecula Valley Unified	Riverside	Temecula Valley High	04-108990	01/30/13	\$ 1,557,685	\$ -
Santa Rita Union Elementary	Monterey	La Joya Elementary	Site / Design	01/31/13	\$ 94,125	\$ 62,750
Solano County Office Of Education	Solano	T.C. MC Daniel Elementary	02-110746	02/14/13	\$ 707,890	\$ 471,927
Palm Springs Unified	Riverside	Della S. Lindley Elementary	04-112525	02/14/13	\$ 567,332	\$ -
Oceanside City Unified	San Diego	Burgener (Clair W.) Academy	04-112596	03/01/13	\$ 584,737	\$ -
Mt. Diablo Unified	Contra Costa	Ayers Elementary	01-112194	03/05/13	\$ 723,894	\$ -
Mt. Diablo Unified	Contra Costa	Foothill Middle	01-112193	03/05/13	\$ 555,111	\$ -
Mt. Diablo Unified	Contra Costa	Sequoia Elementary	01-112194	03/05/13	\$ 746,875	\$ -
Mt. Diablo Unified	Contra Costa	Sun Terrace Elementary	01-112194	03/05/13	\$ 490,256	\$ -
Mt. Diablo Unified	Contra Costa	Valley View Middle	01-112193	03/05/13	\$ 972,459	\$ -
Tulare County Office of Education	Tulare	L.B. Hill Learning Center	Site / Design	03/14/13	\$ 106,461	\$ 70,974
Grossmont Union High	San Diego	West Hills High	04-111765	03/14/13	\$ 660,105	\$ -
Los Alamitos Unified	Orange	Oak Middle	04-112514	03/14/13	\$ 310,341	\$ -
McFarland Unified	Kern	McFarland High	02-112205	03/18/13	\$ 590,004	\$ -
Los Alamitos Unified	Orange	Weaver (Jack L.) Elementary	04-112507	03/25/13	\$ 3,745,997	\$ -
Cloverdale Unified	Sonoma	Jefferson Elementary	01-112593	03/28/13	\$ 376,760	\$ -
Grossmont Union High	San Diego	Monte Vista High	04-111316	04/06/13	\$ 245,733	\$ -
Clovis Unified	Fresno	Garfield Elementary	02-112675	04/09/13	\$ 969,778	\$ -
Ross Valley	Marin	White Hill Middle	01-112556	04/09/13	\$ 444,499	\$ -
El Dorado Union High	El Dorado	Independence Continuation High	02-110797	04/12/13	\$ 186,210	\$ -
El Dorado Union High	El Dorado	El Dorado High	02-111680	04/12/13	\$ 1,973,873	\$ -
Kingsburg Joint Union Elementary	Fresno	Lincoln	Site / Design	04/12/13	\$ 125,314	\$ 83,543
Kingsburg Joint Union Elementary	Fresno	Roosevelt	Site / Design	04/12/13	\$ 167,085	\$ 111,390
Kingsburg Joint Union Elementary	Fresno	Washington	Site / Design	04/12/13	\$ 83,543	\$ 55,695
Kingsburg Joint Union Elementary	Fresno	Rafer Johnson Jr. High	Site / Design	04/12/13	\$ 103,110	\$ 68,740
Ventura County Office of Education	Ventura	Douglas Penfield	03-114409	04/17/13	\$ 924,019	\$ 616,013
Sylvan Union Elementary	Stanislaus	Sherwood Elementary	02-112465	04/30/13	\$ 2,359,622	\$ -
Atascadero Unified	San Luis Obispo	Monterey Road Elementary	01-112285	05/02/13	\$ 3,020,507	\$ -
Rim of the World Unified	San Bernardino	Rim of the World High	04-112366	05/07/13	\$ 4,504,760	\$ -
Wright Elementary	Sonoma	Wright Charter	01-113098	05/07/13	\$ 1,780,502	\$ -
Placentia Yorba Linda Unified	Orange	Valencia High	04-112534	05/14/13	\$ 451,098	\$ -
Desert Sands Unified	Riverside	Palm Desert Charter Middle	04-110948	05/17/13	\$ 560,445	\$ -



## SFP APPLICATIONS

Modernization Acknowledged Applications Received Past Existing Authority as of December 31, 2016

Washington Unified	Yolo	Golden State Middle	02-112282	05/20/13	\$ 915,815	\$ -
Cypress Elementary	Orange	Arnold (A.E.) Elementary	04-112498	05/24/13	\$ 2,913,063	\$ -
Willits Unified	Mendocino	Willits High	Site / Design	05/28/13	\$ 138,045	\$ 92,030
Simi Valley Unified	Ventura	Mountain View Elementary	03-114662	06/05/13	\$ 2,253,569	\$ -
Lemoore Union Elementary	Kings	Meadow Lane Elementary	02-112823	06/14/13	\$ 716,084	\$ 477,389
Lemoore Union Elementary	Kings	P.W. Engvall Elementary	02-112757	06/14/13	\$ 2,425,185	\$ 1,616,790
Santa Barbara Unified	Santa Barbara	Santa Barbara High	03-111463	06/28/13	\$ 644,959	\$ -
Belmont-Redwood Shores Elementary	San Mateo	Nesbit Elementary	01-112331	07/02/13	\$ 931,430	\$ -
Santa Barbara Unified	Santa Barbara	Adelante Charter	03-114479	07/02/13	\$ 688,344	\$ -
Santa Barbara Unified	Santa Barbara	San Marcos Senior High	03-114628	07/08/13	\$ 257,124	\$ -
Westminster Elementary	Orange	Warner Middle	04-112452	07/11/13	\$ 399,311	\$ -
Westminster Elementary	Orange	Johnson Middle	04-112453	07/11/13	\$ 227,174	\$ -
Desert Sands Unified	Riverside	Indio High	04-111505	07/11/13	\$ 14,402,924	\$ -
East Side Union High	Santa Clara	Hill (Andrew P.) High	01-113055	07/11/13	\$ 532,380	\$ -
Martinez Unified	Contra Costa	Alhambra Senior High	01-112896	07/18/13	\$ 305,200	\$ -
Palm Springs Unified	Riverside	Agua Caliente Elementary	04-112540	07/29/13	\$ 1,005,409	\$ -
Long Beach Unified	Los Angeles	Roosevelt Elementary	03-114696	07/30/13	\$ 2,866,436	\$ -
Belmont-Redwood Shores Elementary	San Mateo	Cipriani Elementary	01-112836	08/06/13	\$ 1,077,756	\$ -
West Park Elementary	Fresno	West Park Elementary	Site / Design	08/07/13	\$ 287,722	\$ 191,815
Colton Joint Unified	San Bernardino	Abraham Lincoln Elementary	04-107529	08/07/13	\$ 2,957,111	\$ -
Colton Joint Unified	San Bernardino	Mary B. Lewis Elementary	04-107529	08/07/13	\$ 3,054,464	\$ -
Colton Joint Unified	San Bernardino	Ulysses Grant Elementary	04-107529	08/07/13	\$ 2,991,371	\$ -
Colton Joint Unified	San Bernardino	Crestmore Elementary	04-107529	08/07/13	\$ 3,108,401	\$ -
Sylvan Union Elementary	Stanislaus	Woodrow Elementary	02-112595	08/07/13	\$ 2,587,645	\$ -
Clovis Unified	Fresno	Fort Washington Elementary	02-112635	08/15/13	\$ 574,604	\$ -
Clovis Unified	Fresno	Clovis West High	02-112732	08/16/13	\$ 1,808,354	\$ -
Mission Union Elementary	Monterey	Mission Elementary	Site / Design	08/16/13	\$ 35,346	\$ 23,564
Guernerville Elementary	Sonoma	Guernerville Elementary	01-112997	08/16/13	\$ 1,220,850	\$ -
Larkspur Elementary	Marin	San Clemente Elementary	01-112991	08/20/13	\$ 2,674,612	\$ -
Belmont-Redwood Shores Elementary	San Mateo	Central Elementary	01-112837	08/20/13	\$ 956,386	\$ -
Clovis Unified	Fresno	Jefferson Elementary	02-112684	09/09/13	\$ 1,669,420	\$ -
Tustin Unified	Orange	Currie Middle	04-111592	09/10/13	\$ 2,783,554	\$ -
Santa Barbara Unified	Santa Barbara	Dos Pueblos Senior High	03-113913	09/17/13	\$ 430,424	\$ -
Placentia-Yorba Linda Unified	Orange	Travis Ranch	04-112827	09/25/13	\$ 1,593,332	\$ -
Lagunita Elementary	Monterey	Labunita Elementary	Site / Design	09/27/13	\$ 38,585	\$ 25,723
Clovis Unified	Fresno	Clovis High	02-112703	10/01/13	\$ 3,145,046	\$ -
Santa Barbara Unified	Santa Barbara	Harding University Partnership	03-114358	10/07/13	\$ 527,615	\$ -
Plaza Elementary	Glenn	Plaza Elementary	Site / Design	10/18/13	\$ 71,603	\$ 47,736
Los Gatos Union Elementary	Santa Clara	Lexington Elementary	01-113056	10/24/13	\$ 1,297,187	\$ 864,791
Central Unified	Fresno	Madison Elementary	02-112758	11/01/13	\$ 2,764,514	\$ -
West Contra Costa Unified	Contra Costa	Walther Helms Middle	01-112641	11/04/13	\$ 81,498	\$ -
East Side Union High	Santa Clara	Silver Creek High	01-112843	11/07/13	\$ 256,760	\$ -
Mother Lode Union Elementary	El Dorado	Indian Creek Elementary	02-112584	11/15/13	\$ 632,432	\$ 421,621
Mother Lode Union Elementary	El Dorado	Herbert Green Middle	02-112585	11/15/13	\$ 428,703	\$ 285,802
Raisin City Elementary	Fresno	Raisin City Elementary	02-112808	11/20/13	\$ 1,093,698	\$ 729,132
Paradise Unified	Butte	Paradise Senior High	02-112640	11/26/13	\$ 3,830,149	\$ -
West Contra Costa Unified	Contra Costa	Kennedy High	01-112500	12/05/13	\$ 1,005,433	\$ -

## SFP APPLICATIONS

Modernization Acknowledged Applications Received Past Existing Authority as of December 31, 2016

Golden Feather Union	Butte	Concow Elementary	02-112572	12/10/13	\$ 668,272	\$ 445,515
Foresthill Union Elementary	Placer	Foresthill Divide Middle	02-112806	12/20/13	\$ 847,744	\$ -
Escalon Unified	San Joaquin	Escalon High	02-113172	12/23/13	\$ 6,841,377	\$ -
Mill Valley Elementary	Marin	Strawberry Point Elementary	01-112404	01/06/14	\$ 1,156,788	\$ -
Mill Valley Elementary	Marin	Park Elementary	01-112405	01/07/14	\$ 551,469	\$ -
Pomona Unified	Los Angeles	Garey High	03-114778	01/23/14	\$ 3,929,090	\$ 2,619,393
Pomona Unified	Los Angeles	Pomona High	03-114775	01/23/14	\$ 1,986,926	\$ 1,324,617
Long Beach Unified	Los Angeles	Lindsey Academy	03-114920	01/24/14	\$ 3,992,966	\$ 2,661,977
Long Beach Unified	Los Angeles	Newcomb Elementary	03-114929	01/27/14	\$ 6,936,326	\$ -
Colton Joint Unified	San Bernardino	Jurupa Vista Elementary	04-107527	02/06/14	\$ 1,059,267	\$ -
Colton Joint Unified	San Bernardino	Cooley Ranch Elementary	04-107527	02/06/14	\$ 803,672	\$ -
Colton Joint Unified	San Bernardino	Reche Canyon Elementary	04-107527	02/06/14	\$ 711,249	\$ -
Los Molinos Unified	Tehama	Vina Elementary	02-112741	02/06/14	\$ 848,310	\$ 565,540
Los Molinos Unified	Tehama	Los Molinos Elementary	02-112739	02/06/14	\$ 1,616,932	\$ 1,077,955
Los Molinos Unified	Tehama	Los Molinos High	02-112742	02/06/14	\$ 1,635,022	\$ 1,090,015
Orange Unified	Orange	Anaheim Hills Elementary	04-112443	02/12/14	\$ 904,131	\$ -
Savanna Elementary	Orange	Holder Elementary	04-112711	02/24/14	\$ 3,596,904	\$ -
Visalia Unified	Tulare	Visalia Technical Educational Center	02-112833	02/24/14	\$ 819,813	\$ -
Clovis Unified	Fresno	Valley Oak Elementary	02-113224	03/07/14	\$ 2,541,716	\$ -
West Contra Costa Unified	Contra Costa	Valley View Elementary	01-112941	03/14/14	\$ 1,528,093	\$ -
Rowland Unified	Los Angeles	Le Seda Elementary	03-112723	03/18/14	\$ 259,769	\$ -
Saddleback Valley Unified	Orange	El Toro High	04-112660	03/18/14	\$ 440,310	\$ -
Trinidad Union	Humboldt	Trinidad Elementary	01-113148	03/20/14	\$ 635,043	\$ -
Newport-Mesa Unified	Orange	Tewinkle (Charles) Intermediate	04-108301	03/21/14	\$ 774,482	\$ -
Cutten Elementary	Humboldt	Ridgewood Elementary	01-113448	03/26/14	\$ 384,961	\$ 384,961
Burton Elementary	Tulare	Oak Grove Elementary	Site / Design	04/01/14	\$ 228,214	\$ 152,143
Burton Elementary	Tulare	Burton Elementary	Site / Design	04/01/14	\$ 155,842	\$ 103,895
Burton Elementary	Tulare	Jim Maples Academy	Site / Design	04/01/14	\$ 102,584	\$ 68,389
Pleasant View Elementary	Tulare	Pleasant View Elementary	Site / Design	04/01/14	\$ 154,470	\$ 102,980
Palm Springs Unified	Riverside	Landau Elementary	04-112736	04/08/14	\$ 680,152	\$ -
Fremont Union High	Santa Clara	Cupertino High	01-112521	04/08/14	\$ 1,941,171	\$ -
Three Rivers Union Elementary	Tulare	Three Rivers Elementary	02-113181	04/11/14	\$ 1,274,873	\$ 849,915
Fremont Union High	Santa Clara	Monta Vista High	01-112786	04/16/14	\$ 138,034	\$ -
Island Union Elementary	Kings	Island Elementary	02-112891	04/24/14	\$ 601,694	\$ 401,129
Solano County Office of Education	Solano	Golden Hills High Education Center	02-113358	04/28/14	\$ 451,082	\$ 300,721
Solano County Office of Education	Solano	Silveyville Elementary	02-113365	04/28/14	\$ 121,696	\$ 81,131
Wilmar Union Elementary	Sonoma	Wilson Elementary	01-113620	05/05/14	\$ 187,079	\$ -
McFarland Unified	Kern	McFarland High	03-114916	05/12/14	\$ 910,260	\$ -
San Francisco Unified	San Francisco	Roosevelt Middle	01-113229	05/14/14	\$ 6,546,362	\$ -
Woodlake Unified	Tulare	Woodlake High	02-112394	05/14/14	\$ 2,224,098	\$ 1,482,732
Yuba County Office of Education	Yuba	Agnes Weber Meade	Site / Design	05/15/14	\$ 30,689	\$ 20,460
Yuba County Office of Education	Yuba	Anna Bell Karr	Site / Design	05/15/14	\$ 19,858	\$ 13,239
Yuba County Office of Education	Yuba	Goldfield Special Education	Site / Design	05/15/14	\$ 34,300	\$ 22,866
Yuba County Office of Education	Yuba	Spring Valley Special Education	Site / Design	05/15/14	\$ 14,442	\$ 9,628
Yuba County Office of Education	Yuba	Virginia	Site / Design	05/15/14	\$ 102,899	\$ 68,600
Yuba County Office of Education	Yuba	Virginia @ Yuba College	Site / Design	05/15/14	\$ 9,414	\$ 6,276
Woodlake Unified	Tulare	Francis J. White Learning Center	02-113347	05/23/14	\$ 483,935	\$ 322,623

## SFP APPLICATIONS

Modernization Acknowledged Applications Received Past Existing Authority as of December 31, 2016

Pasadena Unified	Los Angeles	Hamilton Elementary	03-114375	06/02/14	\$ 155,909	\$ -
Placentia-Yorba Linda Unified	Orange	Valencia High	04-112735	06/06/14	\$ 1,476,996	\$ -
San Francisco Unified	San Francisco	Monroe Elementary	01-113173	06/09/14	\$ 1,790,050	\$ -
Grossmont Union High	San Diego	Grossmont High	04-113216	06/12/14	\$ 10,350,256	\$ -
Lincoln Unified	San Joaquin	Tully C. Knoles	02-113601	06/12/14	\$ 3,264,695	\$ -
Lincoln Unified	San Joaquin	Colonial Heights	02-113652	06/12/14	\$ 3,200,930	\$ -
Mendota Unified	Fresno	Washington Elementary	02-113034	06/13/14	\$ 2,051,645	\$ -
Mendota Unified	Fresno	McCabe Elementary	02-113040	06/13/14	\$ 1,213,513	\$ -
Willow Unified	Glenn	Murdock Elementary	Site / Design	06/16/14	\$ 368,667	\$ 245,778
Willow Unified	Glenn	Willows Intermediate	Site / Design	06/16/14	\$ 273,805	\$ 182,537
Willow Unified	Glenn	Willows High	Site / Design	06/16/14	\$ 385,668	\$ 257,112
Willow Unified	Glenn	Willows Community High	Site / Design	06/16/14	\$ 15,415	\$ 10,277
San Francisco Unified	San Francisco	George Peabody Elementary	01-113174	06/17/14	\$ 1,480,027	\$ -
San Francisco Unified	San Francisco	Sunnyside Elementary	01-113535	06/19/14	\$ 2,432,319	\$ -
Porterville Unified	Tulare	Los Robles Elementary	02-112849	06/23/14	\$ 1,809,429	\$ -
Norris	Kern	Norris Middle	03-115132	07/11/14	\$ 3,778,378	\$ -
Atascadero Unified	San Luis Obispo	Carrisa Plains Elementary	03-113008	07/18/14	\$ 338,993	\$ -
Lindsay Unified	Tulare	Lincoln Elementary	02-113236	07/18/14	\$ 1,863,613	\$ -
Lindsay Unified	Tulare	Jefferson Elementary	02-113235	07/18/14	\$ 1,873,215	\$ -
Lindsay Unified	Tulare	Washington Elementary	02-113234	07/18/14	\$ 1,473,110	\$ -
San Francisco Unified	San Francisco	Jose Ortega Elementary	01-113688	07/21/14	\$ 3,021,862	\$ -
San Francisco Unified	San Francisco	Cesar Chavez Elementary	01-112957	07/21/14	\$ 2,804,600	\$ -
Kings Canyon Joint Unified	Fresno	Dunlap Elementary	02-113110	08/05/14	\$ 599,538	\$ -
Clovis Unified	Fresno	Dry Creek Elementary	02-113230	08/07/14	\$ 1,949,260	\$ -
Clovis Unified	Fresno	Tarpey Elementary	02-113314	08/07/14	\$ 1,256,365	\$ -
Porterville Unified	Tulare	Roche Elementary	02-113346	08/08/14	\$ 250,000	\$ -
Rosemead Elementary	Los Angeles	Jason (Mildred B.) Elementary	03-109172	08/12/14	\$ 187,310	\$ -
Rosemead Elementary	Los Angeles	Shuey (Emma W.) Elementary	03-109172	08/12/14	\$ 45,148	\$ -
Rosemead Elementary	Los Angeles	Encinita Elementary	03-109172	08/12/14	\$ 39,262	\$ -
Rosemead Elementary	Los Angeles	Savannah Elementary	03-110340	08/12/14	\$ 173,302	\$ -
San Francisco Unified	San Francisco	Yick Wo Elementary	01-113012	08/12/14	\$ 1,612,684	\$ -
Santa Barbara Unified	Santa Barbara	Adams Elementary	03-114770	08/13/14	\$ 368,825	\$ -
Fortuna Union High	Humboldt	East High (Continuation)	01-113819	08/20/14	\$ 1,007,075	\$ -
Templeton Unified	San Luis Obispo	Templeton Middle	01-113979	08/20/14	\$ 834,170	\$ -
Clovis Unified	Fresno	Clark Intermediate	02-113391	09/05/14	\$ 4,570,058	\$ -
Ross Valley	Marin	White Hill Middle	01-112496	09/05/14	\$ 1,338,237	\$ -
Clovis Unified	Fresno	Clovis West High	02-112673	09/16/14	\$ 517,691	\$ -
Clovis Unified	Fresno	Miramonte Elementary	02-113205	09/16/14	\$ 783,242	\$ -
Morongo Unified	San Bernardino	Yucca Valley High	04-110759	09/16/14	\$ 5,410,602	\$ -
Colton Joint Unified	San Bernardino	Zimmerman Elementary	04-112533	09/17/14	\$ 2,888,885	\$ -
Colton Joint Unified	San Bernardino	D'Arcy Elementary	04-107527	09/17/14	\$ 520,433	\$ -
Lindsay Unified	Tulare	Reagan Elementary	02-113289	09/19/14	\$ 1,340,413	\$ -
Clovis Unified	Fresno	Sierra Vista Elementary	02-113352	09/23/14	\$ 1,672,984	\$ -
Colton Joint Unified	San Bernardino	Terrace View Elementary	04-112143	09/25/14	\$ 2,362,795	\$ -
Colton Joint Unified	San Bernardino	Ruth O. Harris Middle	04-107528	10/03/14	\$ 1,374,808	\$ -
Clovis Unified	Fresno	Temperance-Kutner Elementary	02-113278	10/06/14	\$ 1,946,252	\$ -
Santa Barbara Unified	Santa Barbara	Washington Elementary	03-114742	10/08/14	\$ 631,223	\$ -

## SFP APPLICATIONS

Modernization Acknowledged Applications Received Past Existing Authority as of December 31, 2016

San Francisco Unified	San Francisco	Burton (Philip A.) High	01-113371	10/10/14	\$ 16,274,305	\$ -
San Francisco Unified	San Francisco	James Lick Middle	01-113926	10/22/14	\$ 4,192,285	\$ -
Solano County Office of Education	Solano	Jones (K. I.) Elementary	02-113376	10/23/14	\$ 289,236	\$ 192,824
Solano County Office of Education	Solano	Golden West Middle	02-113375	10/23/14	\$ 118,789	\$ 79,193
Ripon Unified	San Joaquin	Weston Elementary	02-113479	10/23/14	\$ 401,234	\$ -
Simi Valley Unified	Ventura	White Oak Elementary	03-114918	10/29/14	\$ 2,310,557	\$ -
Oxnard Elementary	Ventura	McAuliffe Elementary	03-115302	11/13/14	\$ 97,430	\$ -
Oxnard Elementary	Ventura	Fremont Middle	03-115297	11/13/14	\$ 890,364	\$ -
Newport-Mesa Unified	Orange	Corona Del Mar High	04-112200	11/19/14	\$ 234,518	\$ -
Visalia Unified	Tulare	Redwood High	02-113370	12/03/14	\$ 661,554	\$ -
Mill Valley Elementary	Marin	Tamalpais Valley Elementary	01-111688	12/05/14	\$ 1,362,980	\$ 908,653
Clovis Unified	Fresno	Gettysburg Elementary	02-112730	12/23/14	\$ 2,608,021	\$ -
San Francisco Unified	San Francisco	Academy of Arts and Sciences	01-114473	12/23/14	\$ 1,966,320	\$ -
San Francisco Unified	San Francisco	Ruth Asawa School of the Arts	01-114087	12/23/14	\$ 3,754,264	\$ -
Manzanita Elementary	Butte	Manzanita Elementary	02-113481	12/30/14	\$ 1,298,165	\$ 1,298,165
Biggs Unified	Butte	Biggs Elementary	02-112116	02/03/15	\$ 1,369,709	\$ 1,369,709
Biggs Unified	Butte	Biggs High	02-112213	02/03/15	\$ 1,410,217	\$ 1,410,217
Biggs Unified	Butte	Biggs Middle	02-112213	02/03/15	\$ 589,892	\$ 589,892
Biggs Unified	Butte	Richvale Elementary	03-112074	02/03/15	\$ 191,342	\$ 191,342
Long Beach Unified	Los Angeles	David Starr Jordan High	03-115320	02/05/15	\$ 5,707,593	\$ -
Anaheim City Elementary	Orange	Stoddard Elementary	04-112654	02/17/15	\$ 4,909,955	\$ -
San Francisco Unified	San Francisco	McKinley Elementary	01-114361	02/17/15	\$ 2,089,664	\$ -
Jefferson Elementary	San Joaquin	Jefferson Elementary	02-113192	03/19/15	\$ 2,446,857	\$ -
Elk Grove Unified	Sacramento	Dillard Elementary	02-112796	03/23/15	\$ 1,154,316	\$ -
Fremont Union High	Santa Clara	Homestead High	01-113635	03/25/15	\$ 1,331,043	\$ -
Capay Joint Union Elementary	Glenn	Capay Joint Union Elementary	02-113678	03/27/15	\$ 1,111,598	\$ 741,065
Bakersfield City Elementary	Kern	Compton Junior High	03-113001	04/08/15	\$ 4,599,539	\$ -
San Francisco Unified	San Francisco	Longfellow Elementary	01-114430	04/14/15	\$ 3,843,211	\$ -
San Francisco Unified	San Francisco	Daniel Webster Elementary	01-114446	05/04/15	\$ 2,560,618	\$ -
Temple City Unified	Los Angeles	Cloverly Elementary	03-115711	05/14/15	\$ 1,621,094	\$ -
Burrel Union Elementary	Fresno	Burrel Elementary	Site / Design	05/22/15	\$ 83,711	\$ 55,807
Sanger Unified	Fresno	Lincoln Elementary	02-113462	05/28/15	\$ 949,356	\$ -
San Francisco Unified	San Francisco	Paul Revere Elementary	01-114431	05/29/15	\$ 3,320,537	\$ -
Palm Springs Unified	Riverside	Wenzlaff (Edward) Elementary	04-113068	06/11/15	\$ 3,421,451	\$ -
Clovis Unified	Fresno	Weldon Elementary	02-113906	06/19/15	\$ 2,619,029	\$ -
Dinuba Unified	Tulare	Lincoln Elementary	Site / Design	06/22/15	\$ 121,470	\$ 80,980
Dinuba Unified	Tulare	Roosevelt Elementary	Site / Design	06/22/15	\$ 70,902	\$ 47,268
Brawley Elementary	Imperial	Hidalgo Elementary	04-113576	06/25/15	\$ 867,851	\$ -
Temple City Unified	Los Angeles	La Rosa Elementary	03-115712	06/26/15	\$ 1,707,141	\$ -
Culver City Unified	Los Angeles	Farragut Elementary	03-115184	07/27/15	\$ 572,219	\$ -
Solano County Office of Education	Solano	Armijo High	02-113466	08/03/15	\$ 277,700	\$ 185,133
Solano County Office of Education	Solano	Grange Middle	02-113374	08/03/15	\$ 126,151	\$ 84,101
Twin Rivers Unified	Sacramento	Del Paso Heights Elementary	02-111881	08/06/15	\$ 268,395	\$ -
Clovis Unified	Fresno	Kastner Intermediate	02-113917	08/07/15	\$ 1,079,855	\$ -
Culver City Unified	Los Angeles	Culver City Middle	03-114281	08/11/15	\$ 187,161	\$ -
Pomona Unified	Los Angeles	Lexington Elementary	03-115933	09/02/15	\$ 1,273,323	\$ -
Pomona Unified	Los Angeles	Philadelphia Elementary	03-115249	09/02/15	\$ 1,243,356	\$ -

## SFP APPLICATIONS

Modernization Acknowledged Applications Received Past Existing Authority as of December 31, 2016

Newport-Mesa Unified	Orange	Newport Harbor High	04-114028	09/22/15	\$ 1,133,733	\$ -
Taft City Elementary	Kern	Jefferson Elementary	03-114544	09/28/15	\$ 962,991	\$ -
Taft City Elementary	Kern	Conley Elementary	03-114542	09/30/15	\$ 699,785	\$ -
Grossmont Union High	San Diego	Monte Vista High	04-113960	10/01/15	\$ 295,357	\$ -
Alta Vista Elementary	Tulare	Alta Vista Elementary	Site / Design	10/02/15	\$ 157,085	\$ 104,723
Sanger Unified	Fresno	Madison Elementary	02-113377	10/05/15	\$ 1,637,493	\$ -
Ventura County Office of Education	Ventura	Gateway Community	Site / Design	10/09/15	\$ 80,188	\$ 53,459
Ventura County Office of Education	Ventura	Dean Triggs	Site / Design	10/09/15	\$ 28,249	\$ 18,833
Culver City Unified	Los Angeles	Culver City High	03-114282	10/19/15	\$ 452,893	\$ -
Newman Crows Landing Unified	Stanislaus	Bonita Elementary	02-114094	10/23/15	\$ 427,220	\$ -
Saddleback Valley Unified	Orange	La Tierra Elementary	04-112688	10/26/15	\$ 1,616,860	\$ -
Chico Unified	Butte	Bidwell Junior High	02-113979	10/30/15	\$ 553,205	\$ -
San Juan Unified	Sacramento	Winston Churchill Middle	02-113760	10/30/15	\$ 968,435	\$ -
Central Elementary	San Bernardino	Valle Vista Elementary	04-112321	11/03/15	\$ 2,306,776	\$ -
Pomona Unified	Los Angeles	Ganesh Senior High	03-114780	11/23/15	\$ 2,225,949	\$ -
Santa Barbara Unified	Santa Barbara	Goleta Valley Junior High	03-115995	11/30/15	\$ 264,781	\$ -
Oak Valley Union Elementary	Tulare	Oak Valley Elementary	Site / Design	12/01/15	\$ 132,941	\$ 88,627
Placentia-Yorba Linda Unified	Orange	Valencia High	04-113882	12/07/15	\$ 2,164,084	\$ -
Tipton Elementary	Tulare	Tipton Elementary	Site / Design	01/05/16	\$ 188,481	\$ 125,654
Antioch Unified	Contra Costa	Antioch High	01-114406	01/22/16	\$ 1,003,154	\$ -
San Ramon Unified	Contra Costa	Armstrong Elementary	01-113826	01/29/16	\$ 743,550	\$ -
Grossmont Union High	San Diego	Mt. Miguel High	04-112022	02/10/16	\$ 733,800	\$ -
Grossmont Union High	San Diego	Grossmont High	04-113655	02/11/16	\$ 9,983,465	\$ -
Happy Valley Elementary	Santa Cruz	Happy Valley Elementary	Site / Design	02/24/16	\$ 104,437	\$ 69,624
Sanger Unified	Fresno	John Wash Elementary	02-113468	02/25/16	\$ 519,190	\$ -
Reef-Sunset Unified	Kings	Avenal Elementary	Site / Design	02/26/16	\$ 305,851	\$ 203,900
Reef-Sunset Unified	Kings	Avenal High	Site / Design	02/26/16	\$ 101,541	\$ 67,694
Reef-Sunset Unified	Kings	Kettleman City Elementary	Site / Design	02/26/16	\$ 118,718	\$ 79,145
Reef-Sunset Unified	Kings	Reef Sunset Middle	Site / Design	02/26/16	\$ 201,989	\$ 134,659
Reef-Sunset Unified	Kings	Sunrise High	Site / Design	02/26/16	\$ 23,729	\$ 15,820
Culver City Unified	Los Angeles	La Ballona Elementary	03-115753	03/07/16	\$ 449,119	\$ -
Azusa Unified	Los Angeles	Sierra Continuation High	03-116403	03/17/16	\$ 45,436	\$ -
San Francisco Unified	San Francisco	Frank McCoppin Elementary	01-115171	04/04/16	\$ 1,717,428	\$ -
Clay Joint Elementary	Fresno	Clay Elementary	Site / Design	04/11/16	\$ 68,458	\$ 45,639
San Francisco Unified	San Francisco	Chin (John Yehall) Elementary	01-115198	04/13/16	\$ 1,601,569	\$ -
Downey Unified	Los Angeles	Warren High	03-116360	04/14/16	\$ 7,790,472	\$ -
Perris Elementary	Riverside	Innovative Horizons Charter (Nan Saunders)	04-113379	04/20/16	\$ 1,146,879	\$ -
Southern Trinity Joint Unified	Trinity	Van Duzen Elementary	02-114483	04/27/16	\$ 320,107	\$ -
Sequoia Union High	San Mateo	Sequoia High	01-115084	05/09/16	\$ 870,887	\$ -
Downey Unified	Los Angeles	Warren High	03-116676	05/11/16	\$ 1,018,281	\$ -
West Contra Costa Unified	Contra Costa	Pinole Valley High	01-113561	05/13/16	\$ 15,803,479	\$ -
Dinuba Unified	Tulare	Lincoln Elementary	02-114722	05/13/16	\$ 782,875	\$ -
Pomona Unified	Los Angeles	Garey High	03-116667	05/24/16	\$ 2,712,532	\$ -
Tulare City Elementary	Tulare	Roosevelt Elementary	02-114627	06/15/16	\$ 451,482	\$ -
Tulare City Elementary	Tulare	Garden Elementary	02-114628	06/15/16	\$ 603,467	\$ -
Tulare Joint Union High	Tulare	Tulare Union High	02-114047	06/15/16	\$ 1,750,298	\$ -
Pomona Unified	Los Angeles	Lincoln Elementary	03-113862	06/22/16	\$ 651,661	\$ -

## SFP APPLICATIONS

Modernization Acknowledged Applications Received Past Existing Authority as of December 31, 2016

Temecula Valley Unified	Riverside	Margarita Middle	04-114496	06/27/16	\$ 3,174,736	\$ -
Temecula Valley Unified	Riverside	Nicolas Valley Elementary	04-114498	06/27/16	\$ 2,254,586	\$ -
Temecula Valley Unified	Riverside	Temecula Valley High	04-114160	06/27/16	\$ 12,171,037	\$ -
Azusa Unified	Los Angeles	Gladstone High	03-116754	07/05/16	\$ 139,323	\$ -
Azusa Unified	Los Angeles	Slauson Intermediate	03-116730	07/05/16	\$ 885,309	\$ -
Stockton Unified	San Joaquin	Roosevelt Elementary	02-113185	07/06/16	\$ 3,308,713	\$ -
Scott Valley Unified	Siskiyou	Scott Valley Junior High	02-112435	07/08/16	\$ 1,111,804	\$ -
Stockton Unified	San Joaquin	Victory Elementary	02-113085	07/12/16	\$ 3,772,638	\$ -
Scott Valley Unified	Siskiyou	Etna Elementary	02-112438	07/12/16	\$ 1,663,871	\$ -
Scott Valley Unified	Siskiyou	Fort Jones Elementary	02-112439	07/12/16	\$ 973,976	\$ -
Clovis Unified	Fresno	Mickey Cox Elementary	02-114555	07/18/16	\$ 445,256	\$ -
Jurupa Unified	Riverside	Jurupa Valley High	04-114384	07/20/16	\$ 2,845,665	\$ -
Garden Grove Unified	Orange	Ralston Intermediate	04-114038	07/21/16	\$ 546,307	\$ -
William S. Hart Union High	Los Angeles	Canyon High	03-114546	07/25/16	\$ 1,076,879	\$ -
Caruthers Unified	Fresno	Caruthers High	02-113943	07/25/16	\$ 465,082	\$ -
Clovis Unified	Fresno	Fancher Creek Elementary	02-114571	07/28/16	\$ 1,830,867	\$ -
Natomas Unified	Sacramento	Natomas High	02-114801	07/28/16	\$ 2,490,244	\$ -
Clovis Unified	Fresno	Cedarwood Elementary	02-114607	08/02/16	\$ 1,161,834	\$ -
Temple City Unified	Los Angeles	Temple City High	03-115901	08/02/16	\$ 11,765,735	\$ -
Redondo Beach Unified	Los Angeles	Parras Middle	03-116169	08/02/16	\$ 2,181,215	\$ -
Redondo Beach Unified	Los Angeles	Adams Middle	03-116140	08/02/16	\$ 947,609	\$ -
Redondo Beach Unified	Los Angeles	Alta Vista Elementary	03-116150	08/02/16	\$ 394,566	\$ -
San Juan Unified	Sacramento	Bella Vista High	02-114829	08/05/16	\$ 807,549	\$ -
Panama-Buena Vista Union	Kern	Sing Lum Elementary	03-115922	08/15/16	\$ 3,349,861	\$ -
Jurupa Unified	Riverside	Jurupa Unified	04-114958	08/18/16	\$ 2,445,171	\$ -
Clovis Unified	Fresno	Gateway High	02-114552	08/19/16	\$ 171,537	\$ -
Downey Unified	Los Angeles	Downey High	03-116546	08/24/16	\$ 8,712,200	\$ -
Long Beach Unified	Los Angeles	Polytechnic High	03-115404	08/25/16	\$ 3,431,021	\$ -
Laytonville Unified	Mendocino	Laytonville Elementary	01-115368	08/25/16	\$ 1,352,300	\$ -
Colton Joint Unified	San Bernardino	Washington Alternative High	04-114774	08/26/16	\$ 717,889	\$ -
Azusa Unified	Los Angeles	Center Middle	03-116709	09/06/16	\$ 1,101,077	\$ -
Newport-Mesa Unified	Orange	Adams Elementary	04-114829	09/07/16	\$ 570,972	\$ -
Newport-Mesa Unified	Orange	Sonora Elementary	04-114827	09/07/16	\$ 489,115	\$ -
Newport-Mesa Unified	Orange	Paularino Elementary	04-114828	09/07/16	\$ 376,080	\$ -
Desert Sands Unified	Riverside	Hoover (Herbert) Elementary	04-115038	09/08/16	\$ 359,051	\$ -
Lincoln Unified	San Joaquin	Lincoln High	02-114061	09/14/16	\$ 1,921,990	\$ -
Winters Joint Unified	Yolo	Winters Middle	02-114717	09/16/16	\$ 669,117	\$ -
San Dieguito Union High	San Diego	Earl Warren Middle	04-113912	09/23/16	\$ 3,567,700	\$ -
Natomas Unified	Sacramento	Leroy Greene Academy	02-114783	09/23/16	\$ 879,707	\$ -
Newport-Mesa Unified	Orange	Early College High	04-114311	09/27/16	\$ 2,922,794	\$ -
Corcoran Joint Unified	Kings	John C. Fremont Elementary	02-114153	09/30/16	\$ 1,951,489	\$ -
Corcoran Joint Unified	Kings	Bret Hart Elementary	02-114144	09/30/16	\$ 267,091	\$ -
Anaheim Union High	Orange	Katella High	04-110713	10/10/16	\$ 6,316,804	\$ -
Stockton Unified	San Joaquin	Stockton Unified Early College Academy	02-112648	10/11/16	\$ 4,993,333	\$ -
Long Beach Unified	Los Angeles	Renaissance High School for the Arts	03-116401	10/13/16	\$ 7,137,107	\$ -
Pioneer Union Elementary	Kings	Pioneer Elementary	02-114826	10/26/16	\$ 1,814,387	\$ -
Colton Joint Unified	San Bernardino	Colton High	04-114716	10/26/16	\$ 1,460,436	\$ -

SFP APPLICATIONS

Modernization Acknowledged Applications Received Past Existing Authority as of December 31, 2016

Sanger Unified	Fresno	Sanger Academy Charter	02-114088	10/28/16	\$ 695,122	\$ -
Manteca Unified	San Joaquin	Golden West Elementary	02-114499	10/28/16	\$ 1,512,559	\$ -
Manteca Unified	San Joaquin	Shasta Elementary	02-114603	10/28/16	\$ 1,467,309	\$ -
Manteca Unified	San Joaquin	Lathrop Elementary	02-114498	10/28/16	\$ 3,590,945	\$ -
Manteca Unified	San Joaquin	Sequoia Elementary	02-114509	10/28/16	\$ 3,379,650	\$ -
Manteca Unified	San Joaquin	Lincoln Elementary	02-114490	10/28/16	\$ 2,637,370	\$ -
Saddleback Valley Unified	Orange	Trabuco Mesa Elementary	04-114897	10/28/16	\$ 2,580,446	\$ -
Saddleback Valley Unified	Orange	Cielo Vista Elementary	04-114898	10/28/16	\$ 3,405,226	\$ -
San Ramon Valley Unified	Contra Costa	Walt Disney Elementary	01-114482	10/31/16	\$ 752,646	\$ -
Clovis Unified	Fresno	Mountain View Elementary	02-113948	10/31/16	\$ 1,753,916	\$ -
Ceres Unified	Stanislaus	Ceres High	02-114716	10/31/16	\$ 508,806	\$ -
San Ramon Valley Unified	Contra Costa	Monte Vista High	01-113951	11/03/16	\$ 943,333	\$ -
Saugus Union	Los Angeles	James Foster Elementary	03-115161	11/04/16	\$ 603,109	\$ -
Saugus Union	Los Angeles	Charles Helmers Elementary	03-115934	11/04/16	\$ 3,019,363	\$ -
Garden Grove Unified	Orange	Leo Carrillo Elementary	04-114071	11/04/16	\$ 473,943	\$ -
Garden Grove Unified	Orange	Post Elementary	04-114070	11/04/16	\$ 610,486	\$ -
Garden Grove Unified	Orange	Sarah McGarvin Intermediate	04-113898	11/04/16	\$ 275,644	\$ -
Garden Grove Unified	Orange	Clinton-Mendenhall Elementary	04-114096	11/04/16	\$ 576,066	\$ -
Garden Grove Unified	Orange	Edward Russell Elementary	04-113984	11/04/16	\$ 461,237	\$ -
Garden Grove Unified	Orange	Garden Grove High	04-113523	11/04/16	\$ 1,851,828	\$ -
Garden Grove Unified	Orange	Patton Elementary	04-114493	11/04/16	\$ 337,209	\$ -
Garden Grove Unified	Orange	Louis Lake Intermediate	04-114695	11/04/16	\$ 273,536	\$ -
Garden Grove Unified	Orange	Leroy L Doig Intermediate	04-113897	11/04/16	\$ 658,503	\$ -
Garden Grove Unified	Orange	Dwight D Eisenhower Elementary	04-114699	11/04/16	\$ 1,016,124	\$ -
Garden Grove Unified	Orange	Bolsa Grande High	04-113328	11/04/16	\$ 981,772	\$ -
Sonora Elementary	Tuolumne	Sonora Elementary	02-113494	11/09/16	\$ 1,980,163	\$ -
Sonora Elementary	Tuolumne	Sonora Elementary	02-113537	11/08/16	\$ 1,302,551	\$ -
Clovis Unified	Fresno	Red Bank Elementary	02-113780	11/14/16	\$ 3,235,128	\$ -
Rosemead	Los Angeles	Janson Elementary	03-113825	11/16/16	\$ 2,473,345	\$ -
Rosemead	Los Angeles	Janson Elementary	03-114183	11/16/16	\$ 2,477,055	\$ -
Rosemead	Los Angeles	Encinita Elementary	03-115766	11/16/16	\$ 1,490,541	\$ -
Grossmont Union High	San Diego	Chaparral High	04-115369	11/17/16	\$ 2,070,961	\$ -
Santa Paula Unified	Ventura	Renaissance High	03-112648	11/17/16	\$ 704,576	\$ -
Azusa Unified	Los Angeles	Paramount Elementary	03-116710	11/18/16	\$ 2,740,036	\$ -
Culver City Unified	Los Angeles	El Marino Elementary	03-117180	11/18/16	\$ 1,300,522	\$ -
Duarte Unified	Los Angeles	Northview Intermediate	03-114391	11/22/16	\$ 3,095,490	\$ -
Traver Joint Elementary	Tulare	Traver Elementary	Site / Design	11/22/16	\$ 100,694	\$ 67,129
Saddleback Valley Unified	Orange	Mission Viejo High	04-113959	11/23/16	\$ 3,923,522	\$ -
Saddleback Valley Unified	Orange	Trabuco Hills High	04-115297	11/29/16	\$ 2,106,288	\$ -
Santa Barbara Unified	Santa Barbara	La Colina Junior High	03-115589	11/29/16	\$ 924,049	\$ -
Princeton Joint Unified	Glenn	Princeton Junior-Senior High	02-114035	12/01/16	\$ 1,006,377	\$ -
Princeton Joint Unified	Glenn	Princeton Elementary	02-114036	12/01/16	\$ 330,205	\$ -
Placer Union High	Placer	Placer High	02-103255	12/01/16	\$ 3,055,182	\$ -
Torrance Unified	Los Angeles	Torrance High	03-115490	12/06/16	\$ 4,031,030	\$ -
Merced City Elementary	Merced	Hoover Middle	02-114807	12/07/16	\$ 3,644,562	\$ -
Stockton Unified	San Joaquin	Edison Senior High	02-112038	12/07/16	\$ 15,498,438	\$ -
Newport-Mesa Unified	Orange	Corona Del Mar High	04-112779	12/12/16	\$ 5,320,261	\$ -

SFP APPLICATIONS

Modernization Acknowledged Applications Received Past Existing Authority as of December 31, 2016

Palm Springs Unified	Riverside	Raymond Cree Middle	04-114106	12/12/16	\$ 570,328	\$ -
Franklin-McKinley Elementary	Santa Clara	Franklin Elementary	01-115325	12/14/16	\$ 2,258,272	\$ -
Placer Union High	Placer	Del Oro High	02-112983	12/15/16	\$ 2,669,329	\$ -
Garden Grove Unified	Orange	Marie Hare Continuation High	04-114655	12/21/16	\$ 856,163	\$ -
Moreno Valley Unified	Riverside	Edgemont Elementary	04-114500	12/23/16	\$ 1,014,968	\$ -
Moreno Valley Unified	Riverside	Moreno Valley High	04-114833	12/23/16	\$ 1,597,069	\$ -
Alvord Unified	Riverside	Crista S. McAuliffe Elementary	04-114838	12/28/16	\$ 804,623	\$ -
Alvord Unified	Riverside	La Sierra High	04-115192	12/28/16	\$ 2,600,497	\$ -
Alvord Unified	Riverside	Foothill Elementary	04-114835	12/28/16	\$ 1,449,459	\$ -
Jurupa Unified	Riverside	Peralta Elementary	04-113003	12/29/16	\$ 667,848	\$ -
					\$ 649,704,770	\$ 33,340,310
<b>Total Modernization applications acknowledged by SAB:</b>			<b>383</b>		<b>\$ 683,045,080</b>	